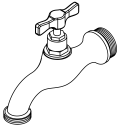


HOW TO CONNECT A TAP TO A TANK

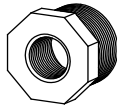
A basic guide on how to easily fit a tap to your tank

COMPONENTS REQUIRED

A | 20mm Tap

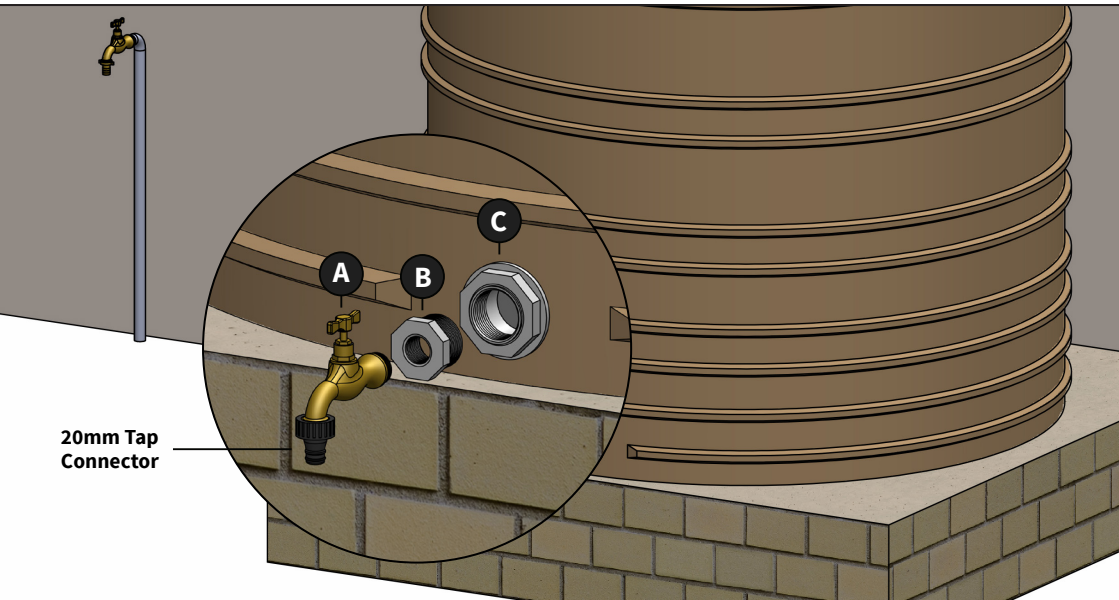
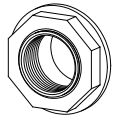


B | 40/20 Reducer



C | 40mm Water Fitting

Note:
40mm water fitting
supplied standard
with all vertical
water tanks.



ASSEMBLY

01

Fit (A) 20mm tap to (B) 40/20mm reducer.

02

Fit (B) 40/20mm reducer to (C) 40mm outlet at the bottom of the tank.
(C) Pre-fitted to tank.

Tip:

A 20mm Tap Connector is required to connect a hose to the tap.

Note:

Use thread tape where required to ensure connections are properly sealed.

