

JoJo Tanks

DIY

PUMP & TANK CONNECTOR KIT

NEW ADVANCED TECHNOLOGY



EVERYTHING YOU NEED IN ONE BOX

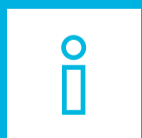
This easy-to-install all-in-one water pressure booster unit from JoJo Tanks is the only DIY pressured water supply solution you need to convert your water supply from your tank to a pressurised solution.



The pump/hose unit fits seamlessly onto your water tank to provide a pressured water feed sufficient for the simultaneous use of at least three water outlets.



SEAMLESSLY CONNECT THE UNIT TO A VARIETY OF JOJO TANKS



1. All connections and fittings from tank to pump should not be less than 25mm
2. Unit intended for clean water usage only



6009701826548

Call: 013 262 7900
www.jojotanks.co.za



TANK EXCLUDED
TANK TO BE BOUGHT SEPARATELY



PUMP & TANK CONNECTOR KIT

NEW ADVANCED
TECHNOLOGY



PRESSURE BOOSTER UNIT CONSISTS OF

PUMP (F) & PRESSURE CONTROL VALVE (G):

Pressure booster pump | Model: ID-B40
Motor Power: 0.37kw/0.5hp
Fitted electrical cord and 3 point plug

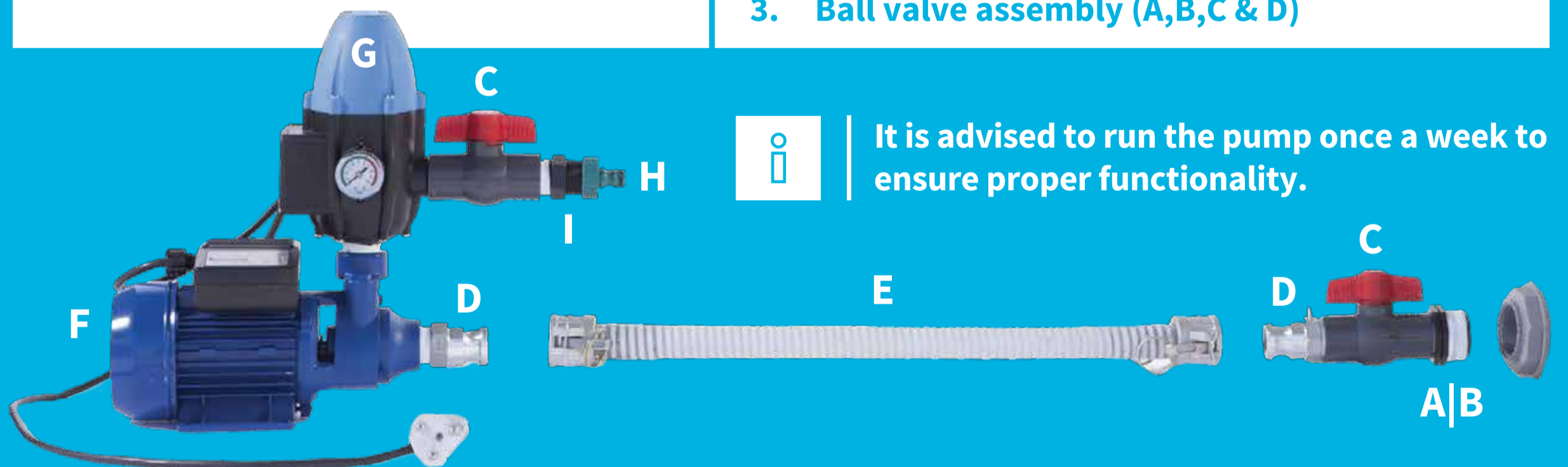
Maximum Pressure: 4 Bar
Maximum Flow: 40 litre per minute
Brass impeller/liner & Stainless shaft

WATER OUTLET CONNECTION:

- Ball valve (C)
- 25/20mm reducing bush(I)
- Accessory adaptor (H)

FLEXIBLE HOSE & BALL VALVE ASSEMBLY:

1. High quality flexible hose with 2 x polyprop female couplers (E)
2. 1 x Male coupler (D)
3. Ball valve assembly (A,B,C & D)





BENEFITS

- **ALLOWS CONNECTION FROM TANK TO PUMP**
- **CONVENIENCE IN ONE BOX**
- **ALL ACCESSORIES INCLUDED**
- **NO ELECTRICAL/PLUMBING SKILLS REQUIRED UNLESS CONNECTED TO MAIN WATER- OR ELECTRICAL SUPPLY**
- **EASY TO OPERATE**
- **PRE-WIRED WITH A 3-POINT PLUG INCLUDED**
- **COST-EFFECTIVE**
- **ENERGY-EFFICIENT**
- **DRY RUNNING PROTECTION**
- **OVER CURRENT PROTECTION**
- **SUPPLIES SUFFICIENT PRESSURE FOR STANDARD DOMESTIC USE**
- **THEFT PROTECTION**
LIGHTWEIGHT CLIP-ON/CLIP-OFF PUMP UNIT STORES AWAY EASILY WHEN NOT IN USE

WHAT'S IN THE BOX


- A. 40/25MM REDUCER
- B. 25MM BARREL NIPPLE
- C. 2 X 25MM BALL VALVES
- D. 2 X 25MM POLYPROP MALE COUPLERS
- E. FLEXIBLE HOSE ASSEMBLY
HOSE + 2 X FEMALE POLYPROP COUPLERS
- F. PUMP
- G. PRESSURE CONTROL VALVE
- H. 20MM ACCESSORY ADAPTOR
- I. 25/20MM REDUCING BUSH



ASSEMBLY

AT THE BOTTOM OF THE TANK

1. SCREW BALL VALVE ASSEMBLY (A,B,C & D) INTO THE EXISTING TANK FITTING
2. SCREW ADDITIONAL 25MM MALE COUPLER (D) INTO THE PUMP (F)
3. SCREW REMAINING BALL VALVE ASSEMBLY (C,H & I) ONTO PRESSURE CONTROL VALVE (G)
4. ATTACH HOSE ASSEMBLY (E) ONTO THE MALE COUPLERS (D)
5. CONNECT HOSEPIPE TO ACCESSORY ADAPTOR (H)
6. OPEN BOTH BALL VALVES (C) TO RELEASE WATER SUPPLY
7. PLUG ELECTRICAL CORD INTO POWER SUPPLY AND SWITCH ON TO ACTIVATE PUMP
8. TO STOP PUMP CLOSE BALL VALVE (C) CONNECTED TO CONTROL VALVE (G)



Call: 013 262 7900
www.jojotanks.co.za

JoJo Tanks