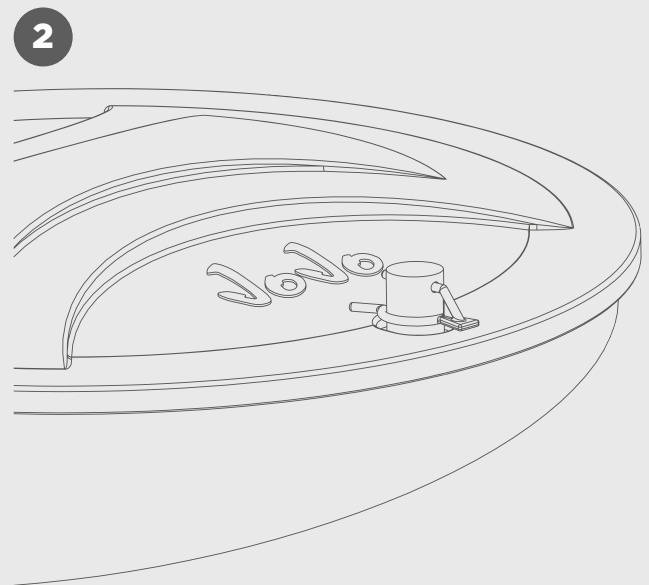
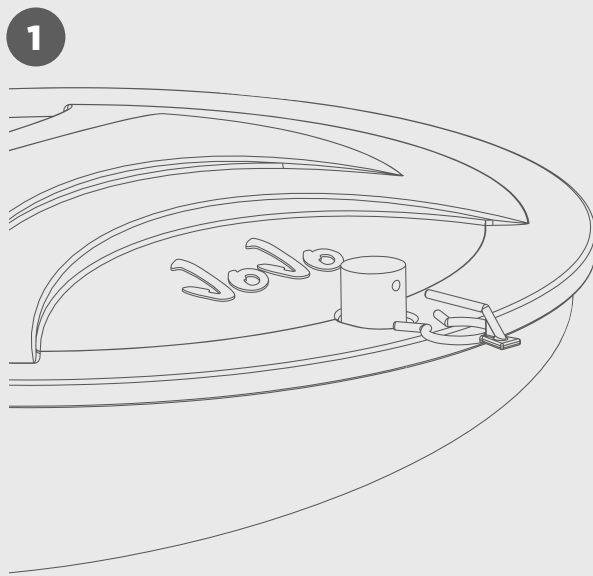
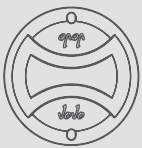


Using our E-clips to secure your lid

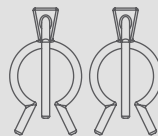
2x E-clips are supplied standard with any water tank purchased that has a 480mm Clip-on lid.



COMPONENTS REQUIRED



480mm Clip-on Lid



2x E-clips

Note:

By securing your clip-on lid with two e-clips it ensures that your lid remains in place and reduces the chance of debris, rodents and other possible contaminants getting into your tank and affecting the quality of water stored.

APPLICATION

Step 1

Align the E-clips with the holes on the lid fixing ears at the top of the tank.

Step 2

Insert the E-clips into the holes to secure the lid in place.