

## Pump Covers

Add a JoJo Pump Cover to protect your pump from the elements and prolong its lifespan.



PROTECT YOUR PUMP

Available in our range of water tank colours.



\* Actual colours may vary \*\* Available at a 10% premium

The benefits of our pump range:

- Ideal for use with all JoJo Booster Pumps
- Made with the best quality LLDPE
- UV-resistant
- Reduces noise


**3**  
YEAR  
WARRANTY

## Accessory Range

### DIY KITS

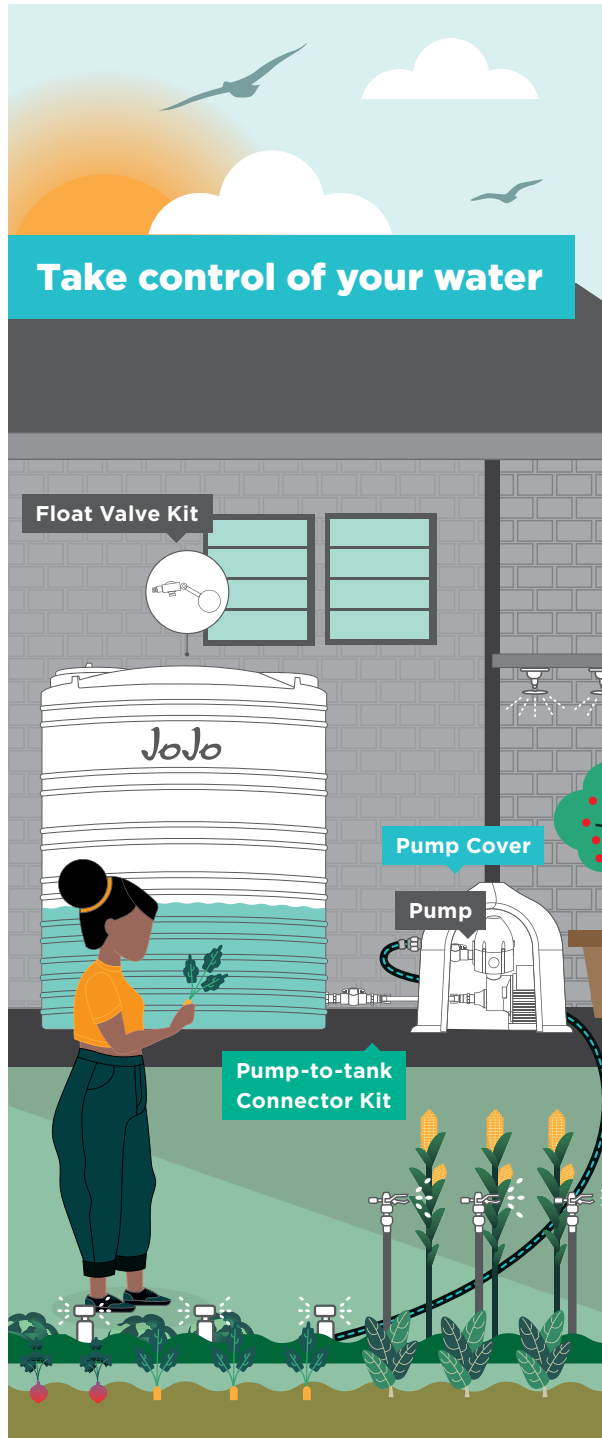
#### Water Tank Float Valve Kit

This kit allows for effortless filling of a JoJo water tank with an automatic shut-off.



#### Pump-to-Tank Connector Kit

An all-inclusive kit, permitting seamless connection from tank to pump. **Note:** this kit is only suitable for use with our 0.37kW and 0.75kW Booster Pumps.



Take control of your water



All-inclusive pump solutions

Convert your tank into a pressurised water solution with our energy-saving booster pump range and DIY accessories.



PUMP  
Solutions



PUMP  
Covers



ACCESSORY  
Range

For more detail on our pump range, please visit:

[jojo.co.za](http://jojo.co.za)

**JoJo**  
FOR WATER FOR LIFE

When choosing a pump consider the following:

1. The type of pump best suited for your application and setup.

**PERIPHERAL**



0.37kW Basic  
Booster Pump and  
Connector Kit



0.37kW



0.75kW VSD



1.5kW VSD



- Good at maintaining pressure



- Provides constant water pressure
- Ideal for solar systems
- Low noise level

**CENTRIFUGAL**



0.6kW Jet



0.55kW



0.75kW



1.1kW



- Self-priming



- Good at maintaining pressure
- Able to move larger volumes of water
- Ideal for irrigation

**STAINLESS STEEL VSD**



0.75kW VSD






1.5kW VSD













- Adjustable start and shut-off pressures
- Solar compatible (220V)
- Built-in non-return valve for backflow prevention
- Water hammer control
- Leak detection
- Low noise level

2. The use of the pump as per your requirements.

**OUR RANGE**

	Toilet	Irrigation System	Tap	Max Head	Max Flow
		 Pyramid Sprinkler			
<b>0.37kW Basic</b>	1	1	1	3 Bar	23L/m

	Irrigation System				Washing Machine & Dishwasher	Max Head	Max Flow
	Bath-rooms	Impact	Pop Up	Misting			
							
<b>0.37kW Peripheral</b>	1	1	2	10	Yes	3.8 Bar	34L/min

	Irrigation System				Washing Machine & Dishwasher	Max Head	Max Flow
	Bathrooms	Impact	Pop Up	Misting			
							
<b>0.55kW Centrifugal</b>	2	3-4	4-6	30	Yes	2.6 Bar	100L/min
<b>0.6kW Jet</b>	1	2	3	30	Yes	3.6 Bar	40L/min
<b>0.75kW Centrifugal</b>	3	4	8	35	Yes	3.2 Bar	100L/min
<b>1.1kW Centrifugal</b>	4	6	10	45	Yes	4.4 Bar	120L/min
<b>0.75kW VSD</b>	2	2	5	20	Yes	4.5 Bar	66L/min
<b>1.5kW VSD</b>	3	3	6	26	Yes	6 Bar	108L/min
<b>0.75kW HVSD</b>	3	3	6	30	Yes	5.3 Bar	75L/min
<b>1.5kW HVSD</b>	4	4	8	35	Yes	5.6 Bar	150L/min

**The benefits of our pump range:**

- Cost-effective
- Energy-efficient
- Easy to use
- Supplied all-inclusive and ready-for-use
- Pre-wired with a 3-point plug
- NRCS compliant for electrical safety and efficiency

**1-year Quality Warranty**

JoJo pumps purchased from an approved JoJo retail outlet and/or distributor carry a 1-year warranty from the date of purchase. In order to maintain your warranty, always ensure you install, operate and maintain the pump as per the instructions provided in this manual.

For detailed T's and C's, as well as return policies and procedures, visit [www.jojo.co.za](http://www.jojo.co.za)

**1**  
YEAR  
WARRANTY