

# Product Brochure

February 2025



# JoJo's Quality Commitment

We invest in designs, technologies and capabilities that uphold our purpose.

JoJo's popular water tanks comply with the national tank standard for water tanks, SANS 1731:2017 at all eight of our operations, and come with a 40-year-plus track record and 10-year warranty. Each JoJo tank is a quality, long-term investment designed to serve a purpose and add value.

-  UV-stabilised outer layer withstands the harsh African climate
-  Black inner layer prevents algae growth
-  BPA-free, food-grade layer prevents leaching of harmful chemicals and protects the quality of the water stored
-  No vertical joints or weak points in the layers for added strength
-  Greater thickness at the bottom of the tank provides the required strength to withstand the pressure from the liquid stored
-  Closely spaced ribs at the bottom of the tank provides added strength
-  Lids are secured with spring-loaded e-clips as an additional safety measure in the event that the tank overflows
-  Tanks are supplied with high-quality, practical fittings designed for use with our accessory range, to extend the versatility and allow for easy DIY installations
-  Tanks can be manufactured in a range of colours to suit various preferences and unique aesthetic requirements
-  Our colour pigments have the best weather and light fastness properties for extended outdoor use without fading
-  Iconic contemporary design with unique sharp lines and finishes




Water tank colour range




# Lead Times & Product Availability

## Colour Range

### Water Tanks






### Chemical Tanks



\* Actual colours may vary  
\*\* Available at a 10% premium

Note: our products can be made in any of the above colours subject to practical terms and conditions.

## Stock & Non-Stock Items

-  This icon indicates that a product is carried in stock with a **7 calendar day lead time**, subject to delivery constraints.
-  This icon indicates a product that is n on-stock ie. made to order and has a **14 calendar day lead time**, subject to delivery constraints.
-  This icon indicates that a product can only be ordered as a special order, and **availability/lead time will then have to be confirmed with the relevant branch.**

## Product Warranties

Quality is of utmost importance to us, that is why each of our products comes with a quality warranty. The various warranty periods can be identified by the following badges:



# Which tank is your ideal storage solution?



**Vertical**



**Slimline**



**Low Profile**



**Horizontal**



**Underground**

## 1 | Consider your space

If you have limited space, our Slimline tanks are the ideal solution as the range was specifically designed with space restrictions taken into consideration.

If you need a larger tank to store more water, but have height restrictions, the low profile or horizontal tanks will be the perfect choice.

If aesthetics are of concern or no floor space is available, you have the option of an underground water tank specifically designed to withstand pressure when empty.

Ultimately, if space is not a problem and optimal water storage is the goal, consider our larger vertical water tank range for maximum storage.

## 2 | Consider the application

The intended use of the stored water will determine the size of the tank that you will need.

### Rainwater Harvesting

Consider the following:

- Rainfall in your area
- Your roof size
- The water usage

**Note:** The biggest downfall of rainwater harvesting is lack of storage capacity.

### Municipal Backup

Consider the following:

- How many people you require back up water for
- How long you would like your back up water to last

A good way to calculate, would be to use 150L per person per day (the average in South Africa).

### Fully Integrated System

Consider the following:

- How much municipal water you would like available as back up (see municipal backup section), then add the amount you would like to harvest in rainwater. You will require more storage capacity for this system.



## Become a Certified JoJo Installer!

Enjoy Exclusive Partner Deals and Privileges.

Build your  
business  
with JoJo

Join forces with South Africa's #1 water storage brand and enjoy exclusive benefits such as:

- FREE WEBSITE LISTING
- QUALIFIED SALES LEADS
- EXCLUSIVE DISCOUNTS
- PRODUCT PURCHASE REBATES

Interested? Send an email to [swelihles@jojo.co.za](mailto:swelihles@jojo.co.za) and elevate your business to the next level with JoJo!

# Vertical & Slimline Water Storage Tanks



Ideal to use for the harvesting of rain and grey water, or as a backup during water shortages. These tanks require proper installation on a base or tank stand and need to remain stationary once full.

TANK	WARRANTY	AVAILABILITY	SG	DIAMETER	HEIGHT	LID	INLET	OVERFLOW	OUTLET
260L	3-year	<span>S</span> Stock	SG 1	670mm	940mm	480mm	40mm Female Fitting	No Overflow	40mm Water Fitting
500L	3-year	<span>S</span> Stock	SG 1	840mm	1 080mm	480mm	40mm Female Fitting	40mm Female Fitting	40mm Water Fitting
500L Backwash	3-year	<span>NS</span> Non-Stock	SG 1	840mm	1 080mm	480mm	40mm Female Fitting	40mm Female Fitting	40mm Water Fitting
750L Slimline™	10-year	<span>S</span> Stock	SG 1	760mm	1 850mm	480mm	40mm Female Fitting	40mm Female Fitting	40mm Water Fitting
1 000L	10-year	<span>S</span> Stock	SG 1	1 110mm	1 300mm	480mm	40mm Female Fitting	40mm Female Fitting	40mm Water Fitting
1 000L Slimline™	10-year	<span>S</span> Stock	SG 1	840mm	2 060mm	480mm	40mm Female Fitting	40mm Female Fitting	40mm Water Fitting
1 000L SuperSlim	10-year	<span>NS</span> Non-Stock	SG 1	400mm (width) 2 020mm (length)	1 800mm	250mm Screw x 2	40mm Female Fitting 20mm Plug x 2	40mm Female Fitting	40mm Female Fitting x 2
1 500L MultiSlim	10-year	<span>NS</span> Non-Stock	SG 1	760mm (width) 1 620mm (length)	1 890mm	450mm Screw x 2	40mm Female Fitting	40mm Female Fitting	40mm Water Fitting x 2
1 500L	10-year	<span>S</span> Stock	SG 1	1 410mm	1 200mm	480mm	40mm Female Fitting	40mm Female Fitting	40mm Water Fitting
1 800L	10-year	<span>S</span> Stock	SG 1	1 200mm	1 780mm	480mm	40mm Female Fitting	40mm Female Fitting	40mm Water Fitting
2 000L	10-year	<span>S</span> Stock	SG 1	1 420mm	1 450mm	480mm	40mm Female Fitting	No Overflow	40mm Water Fitting
2 400L	10-year	<span>S</span> Stock	SG 1	1 420mm	1 700mm	480mm	40mm Female Fitting	No Overflow	40mm Water Fitting
2 700L	10-year	<span>S</span> Stock	SG 1	1 420mm	1 860mm	480mm	40mm Female Fitting	40mm Female Fitting	40mm Water Fitting
2 500L MultiSlim	10-year	<span>NS</span> Non-Stock	SG 1	760mm (width) 2 500mm (length)	1 960mm	450mm Screw x 2	40mm Female Fitting	40mm Female Fitting	40mm Water Fitting x 2
4 750L	10-year	<span>S</span> Stock	SG 1	1 820mm	2 060mm	480mm	40mm Female Fitting	No Overflow	40mm Water Fitting
5 250L	10-year	<span>S</span> Stock	SG 1	1 820mm	2 255mm	480mm	40mm Female Fitting	40mm Female Fitting	40mm Water Fitting
5 500L	10-year	<span>SO</span> Special Order	SG 1	1 900mm	2 240mm	480mm	40mm Female Fitting	40mm Female Fitting	40mm Water Fitting
10 000L	10-year	<span>S</span> Stock	SG 1	2 200mm	3 150mm	480mm	40mm Female Fitting	40mm Female Fitting	40mm Water Fitting
15 000L * **	10-year	<span>NS</span> Non-Stock	SG 1	2 600mm	3 260mm	480mm	40mm Female Fitting	40mm Female Fitting	50mm Tank Connector
20 000L * **	10-year	<span>NS</span> Non-Stock	SG 1	2 600mm	4 270mm	450mm Screw	40mm Female Fitting	40mm Female Fitting	50mm Tank Connector

Standard Colours

Vertical Tanks



Slimline Tanks



\* Transport costs apply











\*\* 50% Deposit required to confirm order



# Vertical Chemical Storage Tanks



JoJo Tanks are specifically designed for different purposes.  
Contact us for recommendations and guidelines for your specialised chemical grading requirements.

TANK	WARRANTY	AVAILABILITY	TYPE	SG	DIAMETER	HEIGHT	LID	OUTLET
260L	3-year	 Stock	Chemical Medium Chemical Heavy	SG 1.4 SG 1.6	670mm	960mm	450mm Screw-on	50mm Tank Connector
500L	3-year	 Stock	Chemical Medium Chemical Heavy	SG 1.4 SG 1.6	840mm	1 080mm	450mm Screw-on	50mm Tank Connector
1 000L	10-year	 Stock	Chemical Medium Chemical Heavy	SG 1.4 SG 1.6	1 110mm	1 300mm	450mm Screw-on	50mm Tank Connector
1 500L	10-year	 Stock	Chemical Medium Chemical Heavy	SG 1.4 SG 1.6	1 410mm	1 200mm	450mm Screw-on	50mm Tank Connector
2 700L	10-year	 Stock	Chemical Medium Chemical Heavy	SG 1.4 SG 1.6	1 420mm	1 860mm	450mm Screw-on	50mm Tank Connector
5 250L	10-year	 Stock	Chemical Medium Chemical Heavy	SG 1.4 SG 1.6	1 820mm	2 255mm	450mm Screw-on	50mm Tank Connector
5 500L	10-year	 Special Order	Chemical Medium Chemical Heavy	SG 1.4 SG 1.6	1 900mm	2 240mm	450mm Screw-on	50mm Tank Connector
10 000L	10-year	 Stock	Chemical Medium Chemical Heavy	SG 1.4 SG 1.6	2 200mm	3 150mm	450mm Screw-on	50mm Tank Connector
15 000L * **	10-year	 Non-Stock	Chemical Medium Chemical Heavy	SG 1.4 SG 1.6	2 600mm	3 260mm	450mm Screw-on	50mm Tank Connector
20 000L * **	10-year	 Non-Stock	Chemical Medium Chemical Heavy	SG 1.4 SG 1.6	2 600mm	4 270mm	450mm Screw-on	50mm Tank Connector

Availability      Standard Colours       Alternative Colours   

\* Transport costs apply    \*\* 50% Deposit required to confirm order

# Horizontal Storage Tanks

Horizontal tanks are available in water, chemical medium and heavy formats.



Availability

Water Tank Colours



Chemical Tank Colours



SIZE	AVAILABILITY	TYPE	SG	HEIGHT	LENGTH	WIDTH	LID	OUTLET	
240L	Non-Stock	Chemical Medium* Chemical Heavy	SG 1.4 SG 1.6	650mm	1 080mm	560mm	125mm Planter	40mm Tank Connector	
500L	Non-Stock	Chemical Medium* Chemical Heavy	SG 1.4 SG 1.6	830mm	1 290mm	785mm	125mm Planter	40mm Tank Connector	
600L	Non-Stock	Chemical Medium* Chemical Heavy	SG 1.4 SG 1.6	675mm	1 430mm	955mm	125mm Planter	40mm Tank Connector	
750L	Non-Stock	Chemical Medium* Chemical Heavy	SG 1.4 SG 1.6	715mm	1 520mm	955mm	125mm Planter	40mm Tank Connector	
900L	Non-Stock	Chemical Medium* Chemical Heavy	SG 1.4 SG 1.6	925mm	1 495mm	1 000mm	125mm Planter	40mm Tank Connector	
1 000L	Non-Stock	Chemical Medium* Chemical Heavy	SG 1.4 SG 1.6	1 030mm	1 645mm	990mm	125mm Planter	40mm Tank Connector	
1 500L	Non-Stock	Chemical Medium* Chemical Heavy	SG 1.4 SG 1.6	1 395mm	1 900mm	1 100mm	450mm Screw	40mm Tank Connector	
2 500L**	Non-Stock	Water Chemical Medium* Chemical Heavy	SG 1 SG 1.4 SG 1.6	1 210mm	2 180mm	1 540mm	450mm Screw	50mm Tank Connector	
4 500L	Non-Stock	Water Chemical Medium* Chemical Heavy	SG 1 SG 1.4 SG 1.6	1 430mm	2 320mm	2 070mm	450mm Screw	50mm Tank Connector	
5 000L Crocodile**	Non-Stock	Water Chemical Medium* Chemical Heavy	SG 1 SG 1.4 SG 1.6	1 530mm	2 600mm	2 060mm	450mm Screw	50mm Tank Connector	
5 500L	Non-Stock	Water Chemical Medium* Chemical Heavy	SG 1 SG 1.4 SG 1.6	1 505mm	2 545mm	2 090mm	450mm Screw	50mm Tank Connector	

\* If intended usage is for diesel/paraffin storage, ensure that the tank is fitted with a diesel seal - identified by its yellow nut.

\*\* While the capacity remains the same, tank moulds differ slightly in the Western Cape and Eastern Cape for these units.

# JoJo Pump Solutions



## Pump to Tank Connector Kit

S

- Easy to use
- DIY-friendly
- All accessories included
- Great quality
- Suitable for use with our 0.37, 0.55, 0.6 and 0.75kW Booster Pumps



## 0.37kW Basic Booster Pump & Connector Kit

S

1-year Warranty

- Best efficiency pressure range 1 to 2.3 bar
- Best efficiency flow range 5 to 15lt/min



## Booster Pump Flow Controller

S

1-year Warranty

Suited for use with JoJo's:

- 0.37kW Booster Pump
- 0.55, 0.75 and 1.1kW Centrifugal Pumps
- 0.6kW Self-priming Jet Pump



## 0.37kW Booster Pump

S

1-year Warranty

- Best efficiency pressure range 1 to 2.4 bar
- Best efficiency flow range 10 to 20lt/min




## Booster Pump PC Board

S

Suited for use with JoJo's:

- 0.37kW Booster Pump
- 0.55, 0.75 and 1.1kW Centrifugal Pumps
- 0.6kW Self-priming Jet Pump



## 0.55kW Centrifugal Pump

S

1-year Warranty

- Best efficiency pressure range 1.6 to 2.3 bar
- Best efficiency flow range 30 to 80lt/min



A range of pumps that ensure the correct water pressure requirements are met in your system, as well as a pump cover for protection from the elements.

## 0.6kW Centrifugal Jet Pump

S

1-year Warranty

- Best efficiency pressure range 2 to 3 bar
- Best efficiency flow range 10 to 30lt/min



## 0.75kW VSD Booster Pump

S

1-year Warranty

- Best efficiency pressure range 2 to 3.5 bar
- Best efficiency flow range 13 to 40lt/min



## 1.1kW Centrifugal Pump

S

1-year Warranty

- Best efficiency pressure range 2.7 to 3.5 bar
- Best efficiency flow range 40 to 90lt/min



## 0.75kW Centrifugal Pump

S

1-year Warranty

- Best efficiency pressure range 1.9 to 2.8 bar
- Best efficiency flow range 40 to 80lt/min



## 0.75kW HVSD Booster Pump

NS

1-year Warranty

- Best efficiency pressure range 2 to 4 bar
- Best efficiency flow range 28 to 56lt/min



## 1.5kW HVSD Booster Pump

NS

1-year Warranty

- Best efficiency pressure range 2 to 4.5 bar
- Best efficiency flow range 51 to 120lt/min



**Note:** different applications and systems will require different pump solutions, ensure you choose the correct product or combination of products as per your requirements. If you are unsure about which pump will best work for your application, please visit our website for more detail or contact us for assistance.

# JoJo Pump Solutions



## 0.37kW 3" SDM Borehole Pump Kit

**NS** 1-year Warranty

- Best efficiency head range 33 to 60 m
- Best efficiency flow range 20 to 40lt/min
- For use in boreholes up to 65 meters in depth



## 0.55kW 3" SDM Borehole Pump Kit

**NS** 1-year Warranty

- Best efficiency head range 46 to 84 m
- Best efficiency flow range 20 to 40lt/min
- For use in boreholes up to 91 meters in depth



## 0.75kW 3" SDM Borehole Pump Kit

**NS** 1-year Warranty

- Best efficiency head range 59 to 107 m
- Best efficiency flow range 20 to 40lt/min
- For use in boreholes up to 117 meters in depth



## PROTECT YOUR PUMP

### JoJo Pump Cover

**S** 3-year Warranty

- Extends the lifespan of your Booster Pump
- Reduces noise
- 10-year guarantee
- UV-resistant
- Corrosion-resistant
- Available in water tank colours



# JoJo Tank Accessories



## Remote Tank Pump Controller

**S** 1-year Warranty



- Wireless range of 4km line of sight
- Solar powered transmitter with lithium battery backup
- Tank water level displayed on the receiver
- Starts/stops the pump at different levels
- Additional safety parameters such as dry run and forced shutdown can be set
- Suited for use with booster pumps, borehole pumps and solenoid valves.

Conveniently monitor and control the water levels for remote tank installations with our Remote Tank Pump Controller. Supplied all-inclusive, this device consists of a solar-powered transmitter with water sensors that is installed on your tank, and an LED receiver that is connected to your pump to start and stop it at different levels.

**Important:** This device is suited for direct connection to 220V AC pumps of up to 3kW or connection to a 220/440V contactor for unlimited kW.

## JoJo Monitor Tank Level

**S** 2-year Warranty



- **Bluetooth Connectivity:** Ideal for initial setup, testing, and real-time monitoring.
- **Sigfox Integration:** Enables remote monitoring, allowing you to track current and historical data, set alerts, and analyse water storage or consumption over specific periods.
- **Wide Measuring Range:** Accurately measures water levels ranging from 150mm to 5,000mm.
- **Reliable:** Engineered for consistent performance.
- **Convenient:** Pairs with our intuitive, user-friendly mobile app for an optimal water monitoring experience.

Installed on top of your tank, our innovative IOT Tank Level device measures the water level via a sensor and sends the data to the JoJo Monitor app on your mobile device. It that's simple! It utilises both Bluetooth and Sigfox connectivity to ensure maximum versatility, taking into consideration various applications and requirements.



- High and stable operating voltage
- Low self-discharge
- Compliant with IEC 86-4 safety standard

Now Available on our Online Store



# JoJo Tank Accessories



## JoJo Mechanical Tank Level Indicator

S

DIY

- **Supplied in Kit Form:** Simplifies installation for your convenience.
- **Wide Measuring Range:** Accurately measures water levels up to 2,300mm, suitable for JoJo Slimline and vertical tanks up to 5,500 liters.
- **Reliable:** Simple yet effective design ensures dependable performance.
- **Convenient:** Easily see how much water is in your tank at a glance.
- **Locally Manufactured:** Designed to meet local needs and conditions.

Connected to your tank's overflow, this all-inclusive Mechanical Tank Level Indicator uses a reliable float ball system to monitor tank levels up to 2.3 meters. With all installation materials included, monitoring your tank's water level has never been easier!

## DIY Slimline Tank Stand

NS




- **All-inclusive:** Comes with everything you need for hassle-free installation.
- **Durable Build:** Made from galvanized steel to ensure lasting stability and strength.
- **Time-saving:** Skip the wait for concrete plinths to cure and set up your tank instantly.
- **Versatile:** Perfect for rental properties or when your client's needs change.
- **Adjustable Feet:** Designed for uneven surfaces to keep the tank secure and level.

DIY

Coming soon!

Specifically designed for our 750L and 1000L Slimline Tanks, this stand offers a durable, easy-to-install, and moveable solution to make your installations more time and labour efficient.



## 20- and 40mm Water Tank Fill Valves

S

NS

DIY

- Adjustable to levels ranging from 50mm to 2.5m
- Ideal for municipal and pump fed backup water storage tanks
- Reduces pump run time and start/stop operations
- Pressure range: 1 to 10 Bar

Allows for variable minimum and maximum water levels.

# Low Profile Storage Tanks

## Availability

### Water Tank Colours



### Chemical Tank Colours



TANK	TYPE	SG	DIAMETER	HEIGHT	LID	WARRANTY
5 000L	Water	SG 1	2 230mm	1 560mm	480mm	10-year
	Chemical Medium	SG 1.4	2 230mm	1 560mm	450mm Screw	
	Chemical Heavy	SG 1.6	2 230mm	1 560mm	450mm Screw	
10 000L*	Water	SG 1	2 420mm	2 550mm	480mm	10-year
	Chemical Medium	SG 1.4	2 420mm	2 550mm	450mm Screw	
	Chemical Heavy	SG 1.6	2 420mm	2 550mm	450mm Screw	

# Underground Water Storage Tank



SIZE	TYPE	DIAMETER	LENGTH	HEIGHT	LID	AVAILABILITY	WARRANTY
6 000L	Water	1950mm	3 330mm	2 080mm	410mm	NS Non-Stock	10-year

# Other Water Storage Products



## 70L Water on Wheels

Height: 380mm  
Width: 570 mm  
Length: 790 mm  
2 x Thumb Plugs Included

NS 3-year Warranty



## 100L Water on Wheels

Height: 480 mm  
Width: 570 mm  
Length: 790 mm  
Supplied with 250mm Screw Lid and a 20mm plastic tap.

NS 3-year Warranty



## Communal Water Station

5 250L | 10 000L  
Includes a water tank, a 1.5m high-grade steel stand, all metal pipes and fittings, a convenient quick coupler system and six taps for easy access to the stored water.

NS 10-year Warranty



# Agricultural Products



Silo tanks are available in chemical medium and heavy formats as Non-Stock items in natural white.

Availability: Standard Colours

NS

Alternative Colours

SILO TANKS	DIAMETER	HEIGHT	LID
200L	550mm Bottom 135mm	1 165mm	n/a
300L	670mm Bottom 130mm	1 175mm	n/a
1 200L	1 110mm Bottom 300mm	1 900mm	450 Screw
3 000L	1 560mm Bottom 290mm	2 260mm	450 Screw
5 000L	1 800mm Bottom 340mm	2 810mm	450 Screw
17 000L ***	2 600mm Bottom 340 mm	4 430mm	450 Screw



17 000L Silo in Blue Tint



Silo Tank Stand



17 000L Grain Silo in Natural White

SILO STANDS	DIAMETER	HEIGHT	AVAILABILITY
1 200L	1 100mm	1 800mm	NS Non-Stock
3 000L	1 540mm	2 060mm	NS Non-Stock
5 000L	1 800mm	2 060mm	NS Non-Stock
17 000L ***	2 600mm	2 060mm	NS Non-Stock

GRAIN SILOS	DIAMETER	HEIGHT	AVAILABILITY
5 000L	1 800mm (tank only)	5 000mm (total height)	NS Non-Stock
17 000L	2 600mm (tank only)	6 250mm (total height)	NS Non-Stock

Grain Silo Storage Tanks are supplied complete with the following:

- Medium duty (SG 1.4) Silo Tank
- A high-grade steel stand
- Convenient ladder for easy access (with swing arm and back rest)
- 160mm sluice
- A silo bucket that holds approximately 20kg of corn



All troughs are supplied standard in black, but can be manufactured in other colours on request.



## 160L Sheep Trough

Height: 505 mm  
Width: 430 mm  
Length: 2 110 mm  
Floatvalve included  
Outlet fitted with a thumbplug



## Haysaver

Height: 790 mm  
Width: 705 mm



## Owl House

Height: 425 mm  
(base to top of gable)  
Width: 455 mm  
Length: 545 mm



## 250L Cattle Trough

Height: 490 mm  
Width: 830 mm  
Length: 1 290 mm  
Floatvalve included &  
Outlet fitted with a thumbplug



## 6L Animal Feeder

Height: 190 mm  
Width: 440 mm  
Length: 580mm



## Dustbin on Wheels

Litre: 240L  
Height: 1 080 mm  
Width: 580 mm  
Length: 715 mm



## 500L Cattle Trough

Height: 560 mm  
Width: 950 mm  
Length: 1 700 mm  
Floatvalve included & Outlet  
fitted with a thumbplug



## Fish Breeding Tank

Litre: 710  
Height: 770 mm  
Diameter: 1 064 mm



## Industrial Dustbin

Litre: 240L  
Height: 1 170mm  
Width: 580 mm  
Diameter: 630 mm



Our range of storage drums can be used for animal feeds, grains, milk and other safe-to-store liquids.



**Screw-on-Lid Drums**

50L | 90L | 210L

**S** 3-year Warranty



**Raft Float - Nose Cone**

Diameter: 535 mm  
Length: 1110 mm  
(longest side)

**NS** 3-year Warranty



**Buoy**

Diameter: 300 mm  
Length: 950 mm

**S** 3-year Warranty



**Clip-on-Lid Drums**

100L | 210L

**S** 3-year Warranty



**Raft Float - Middle Cone**

Diameter: 530 mm  
Length: 1180 mm

**NS** 3-year Warranty



**Storage Drum**

260L

**S** 3-year Warranty



**Wheelbarrow Liner**

Height: 250 mm (highest side)  
Height: 170 mm (lowest side)  
Length: 790 mm

**NS** 1-year Warranty



# Garden and Home Products



**20L Beverage Tanks**

Height: 380 mm  
Diameter: 290 mm

**NS** 1-year Warranty



**500L Backwash Tank**

Height: 1 080 mm  
Diameter: 840 mm  
Includes fittings and accessories  
required for use

**NS** 3-year Warranty



**Small Dog Kennel**

Height: 505 mm (door 290 mm)  
Width: 482 mm (door 210 mm)  
Length: 575 mm

**S** 3-year Warranty



**Medium Dog Kennel**

Height: 785 mm (door 480 mm)  
Width: 710 mm (door 360 mm)  
Length: 860 mm

**S** 3-year Warranty



**Extra Large Dog Kennel**

Height: 1 110 mm (door 700 mm)  
Width: 950 mm (door 500 mm)  
Length: 1 320 mm

**S** 3-year Warranty



**Extra Large Dog Kennel (Igloo)**

Height: 1 030 mm (door 875 mm)  
Diameter: 1 390 mm

**S** 3-year Warranty



# Sanitation Products

Septic/conservancy tanks ranging from 1 250L to 2 500L are available as stock items, and the 6 000L tanks as non-stock items in black.

SIZE	TYPE	SUITABLE	DIAMETER	LENGTH	HEIGHT	LID	WARRANTY
1 250L	Septic Conservancy	2-4 People	1 550mm	n/a	1 190mm	290mm	10-year
1 500L	Septic Conservancy	2-6 People	1 550mm	n/a	1 280mm	290mm	10-year
1 750L	Septic Conservancy	4-6 People	1 550mm	n/a	1 390mm	290mm	10-year
2 000L	Septic Conservancy	4-7 People	1 550mm	n/a	1 500mm	290mm	10-year
2 500L	Septic Conservancy	4-9 People	1 550mm	n/a	1 710mm	290mm	10-year
6 000L	Septic Conservancy	20-25 People	1 950mm	3 330mm	2 080mm	410mm	10-year

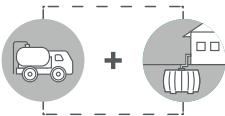
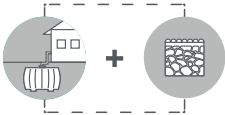
## What is the difference between Septic & Conservancy Tanks?

### Septic Tank

A septic tank is used for the **disposal of sewerage only**. It brings about the digestion of organic matter and **discharges the black water into a French drain** to soak away into the ground over time. It requires minimum maintenance, as each component has a specific function and is designed accordingly.

### Conservancy Tank

As it is **chemical-resistant**, a conservancy tank is **used for the disposal of both black and grey water**. It serves as temporary storage only, **requiring the waste to be pumped out whenever the tank is full**. This is done by licensed hauling companies who dispose of the waste accordingly.



1 250L to 2 500L  
Septic/Conservancy Tanks



6 000L  
Septic/Conservancy Tank

**Note:** JoJo manufactures its septic and conservancy tanks from recycled plastic in order to reduce destructive waste output. They are therefore not suitable for the storage of water for potable purposes.

# Sanitation Products



### Pit Pedestal Omega

Height: 455 mm  
Width: 500 mm  
Length: 540 mm  
Seat included

1-year Warranty



### Pit Pedestal VIP 200

Height: 510 mm  
Width: 340 mm  
Length: 460 mm  
Seat not included,  
available separately

1-year Warranty



### Pit Pedestal VIP 450

Height: 485 mm  
Width: 430 mm  
Length: 540 mm  
Seat not included,  
available separately

1-year Warranty



### Chemical Toilet Drum with Clip-on-Lid

Height: 445 mm  
Diameter: 536 mm

1-year Warranty



### Chemical Toilet Drum with Clip-on-Seat

Height: 495 mm  
Diameter: 536 mm

1-year Warranty



### Toilet Hut

Total Height: 2 120mm  
Total Width: 1 110 mm  
Total Length: 1 340mm  
Supplied without a hole  
in the hut floor.

3-year Warranty



### Chemical Mobile Toilet (Complete)

Measurements are the same as the Toilet Hut  
Complete with 1 x Toilet Hut,  
1 x Chemical Toilet Drum, with  
Clip-on-Lid & 1 x Chemical Toilet  
Drum with Clip-on-Seat

As per individual products



### Pit Toilet & Pedestal (Complete)

Measurements are the same as the Toilet Hut  
Complete with 1 x Toilet Hut,  
1 x Pit Pedestal Omega & Seat

As per individual products

### Availability

Pedestals/Drums



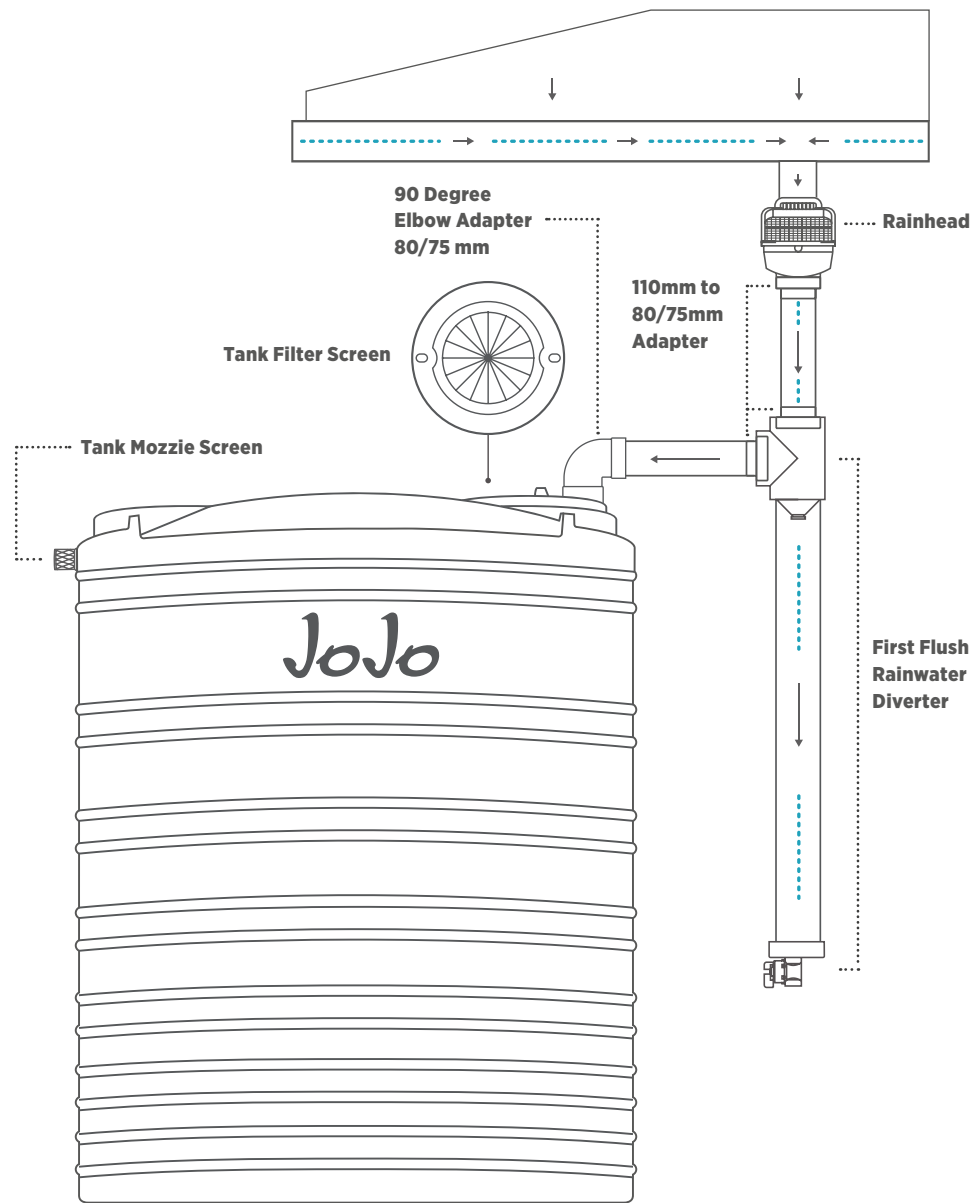
Toilet Huts













# Rainwater Harvesting Accessories

Specifically designed for South African conditions, our range is versatile, simple to install and ideal for any setup.



# Rainwater Harvesting Accessories




ACCESSORY	TYPE	APPLICATION	AVAILABILITY
	Rainhead	Directs leaves and debris away from the flow of water when harvesting rainwater.	<span>S</span> Stock
	First Flush Rainwater Diverter	Flushes away the initial, most contaminated flow of rainwater and directs clean water to your tank.	<span>S</span> Stock
	110mm to 80/75mm Adapter	Acts as an adapter to connect 80mm or 75mm pipes to a JoJo rainhead or first flush rainwater diverter.	<span>S</span> Stock
	90 Degree Elbow Adapter 80/75mm	Allows you to connect a 80 or 75mm pipe and can also act as an adapter between the two sizes.	<span>S</span> Stock
	480mm Water Tank Filter Screen	A stainless steel filter screen fitted beneath your 480mm water tank lid, this filter screen keeps out small debris and insects.	<span>S</span> Stock
	480mm Plastic Filter Screen	A plastic filter screen that is fitted beneath your 480mm water tank lid to keep out debris. Note: the debris needs to be removed frequently.	<span>NS</span> Stock
	450mm Water Tank Filter Screen	Fitted beneath your 450mm water tank lid, this filter screen keeps out small debris and insects.	<span>S</span> Non-Stock
	Tank Mozzie Screen	A 40mm Tank Mozzie Screen that is fitted to your overflow or inlet to mosquito-proof your JoJo water tank.	<span>S</span> Stock

# JoJo Accessories



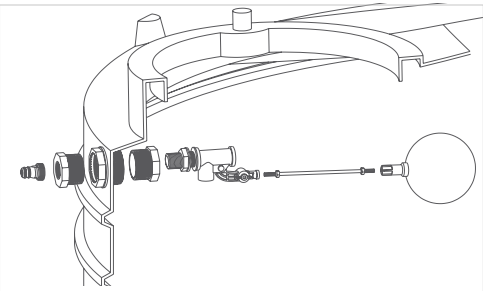
## KITS




S

**Water Tank Float Valve Kit**

This kit allows for effortless filling of a JoJo water tank with an automatic shut-off.








S

**Pump to Tank Connector Kit**







An all-inclusive kit permitting seamless connection from tank to pump. Suitable for use with our 0.37 and 0.75 kw booster pumps.





WATER LEVEL MONITORS	TYPE	APPLICATION	AVAILABILITY
	JoJo Monitor Tank Level	The IoT Tank Level device measures the water level via a sensor and sends the data to the JoJo Monitor app on your mobile device.	<div>S</div> Stock
	Mechanical Tank Level Indicator	The Remote Tank Pump Controller monitors and controls the water levels for remote tank installations.	<div>S</div> Stock
	Tank Level Gauge	A manual gauge that lets you monitor water tank levels at any time.	<div>S</div> Stock

# JoJo Accessories








## LIDS







TAPS	TYPE
	480mm Clip-on-Lid with E-clips
	450mm Screw-on-Lid (Complete)
	125mm Planter Lid
	Plastic Tommy Tap (20mm)
	Brass Slimline Tap (20mm)
	Solid Brass Lockable Tap (20mm)

REDUCERS	TYPE	APPLICATION
	40/20mm Reducer	The 40mm/20mm Reducer is required when fitting a 20mm tap to the 40mm outlet at the bottom of all of our Water Storage Tanks – including Vertical, Low Profile, Slimline and Horizontal.
	50/40mm Full Thread Reducer	The 50mm/40mm Full Thread Male/Female Reducer is the new standard fitting used as an inlet for both our Vertical Water Storage Tanks and the Slimline Range. The 50mm male thread is fitted to the tank, while the 40mm female thread is utilised as a connection point on either the inside or outside of the tank.

# JoJo Accessories



CONNECTORS	TYPE
	Male Tank Connectors 15mm 25mm 40mm 50mm
	Male/Female Tank Connectors 40/25mm 50/40mm
	Male/Female Tank Connector Long Series 50/40mm
	Male/Female Tank Connector with Elbow Long Series 50/40mm
	Male Tank Connector 75mm
	Male Tank Connector Long Series 75mm
	Diesel/Paraffin Tank Connectors 40mm 50mm 75mm

FITTINGS	TYPE
	15mm Female Water Tank Fitting
	20mm Female Water Tank Fitting
	20mm Female Water Fitting 2-Way
	40mm Female Water Fitting
THUMB PLUG	TYPE
	40mm Thumb End Plug
VERTICAL WATER TANK STANDS	
	5 000L/ 10 000L 1.5m 3m 4.5m 6m 9m

NS 10-year  
Warranty

# Our 3-in-1 Disruptor™ 5293 PAC-S Filter

Most water filters act as a verified sieve. They reduce the amount of sediment and chlorine to make the water look and taste better, but leave behind microscopic things such as bacteria, viruses, parasites and trace pharmaceuticals to name a few.

Through Disruptor™ technology, JoJo water filters remove more contaminants than any other filter on the market to provide your household with clean, safe and great-tasting water.



**REMOVES**  
Bacteria



**REMOVES**  
Viruses



**REMOVES**  
Parasites



**REMOVES**  
Sediment



**REMOVES**  
Medication



**REMOVES**  
Chlorine

## What makes our Disruptor 5293 PAC-S Filter different?

Our unique Disruptor™ Technology uses:

- ✓ **Electroadsorption** to trap and remove contaminants such as viruses and bacteria
- ✓ **Anti-microbial silver** to disinfect
- ✓ **Powdered Activated Carbon** to reduce odours and improve the taste



Find out more about our Disruptor™ filters by scanning this QR code or alternatively, visit our website at [www.jojo.co.za](http://www.jojo.co.za)

## Do I need a water filter?

It is helpful to ask yourself the following questions relating to water quality:



Is my water murky?



Does my water smell of rotten eggs?



Does my water smell or taste of chlorine or metal?



Do I have a white scaled deposits in my pipes, kettle or shower?



Am I concerned that my water may be contaminated?



\* filters up to  
**210 litres**

### Filter Bottle

**Height:** 235 mm

**Diameter:** 70 mm

A lightweight filter bottle that filters water as you drink it, ideal for gym, car, office or classroom.



\* filters up to  
**1500 litres**

### Inline Filter

**Height:** 270 mm  
(excl. clip-on hose connection)

**Diameter:** 55 mm

A filter that can clip onto your hose for access to clean water whilst camping or in instances where access to safe water is limited.



\* filters up to  
**3000 litres**

### Countertop Filter

**Height:** 320 mm

**Width:** 140 mm

**Length:** 220 mm

A countertop filter with a simplistic, modern design that will blend in with any kitchen.



\* filters up to  
**80 kilo litres**

### Whole-house Filter

**Height:** 670 mm

**Width:** 210 mm

**Length:** 380 mm

This filter is connected to your main water supply line to ensure that all water used throughout your home is clean and filtered.



\* filters up to  
**3000 litres**

### Undersink Filter

**Height:** 305 mm

**Width:** 110 mm

**Length:** 225 mm

An undersink filter unit that is easy to install and ensures an out-of-sight, compact solution.



### Scale and Corrosion Inhibitor

**Height:** 276 mm

**Width:** 133 mm

**Length:** 138 mm

A water softener suitable for water of low to medium hardness that prevents corrosion, reduces energy consumption and protects your pipework.



## Please read this document in conjunction with the South African Consumer Protection Act 68 of 2008.

We offer a warranty on our tanks used in standard applications to full integrity or retention from the date of purchase for a period of ten (10) years (please note that warranties are non-transferable).

### This warranty does not apply in the event of the following:

- Any damage sustained to the tank during handling, storage, erection, or subsequent modification.
- Contact of the tank with any chemical not compatible with polyethylene (contact your nearest JoJo branch for more detail).
- Damage, failure or leakage of the tank caused by or as a result of any broken, loose, ill-fitting or defective connections.
- Attachments, or alterations to the structure or walls of the tank (including welding or use of adhesives).
- Usage of the tank for any purpose other than those expressly approved in JoJo's marketing material.
- Repairs not done by JoJo.
- Lids and roof sections of tanks are not intended to carry weight, or human movement.
- Liquid contents with temperature higher than 40°C.

### This warranty is subject to correct installation of the tank, which includes the following:

- The filling rate should not exceed the overflow rate.
- Only horizontal tanks are suitable for mobile use. All other tanks are for stationary use only.
- Septic & conservancy, as well as underground tanks must be used and installed in accordance with installation guidelines (refer to our website for detailed guidelines).
- All tanks, other than septic & conservancies, require retaining walls when installed underground.

### Connections/Fittings

- Correct use of connections (no steel, metal or iron fittings, connections and pipes).
- Use flexible pipes between tank and any fixed pipes.
- Do not attach unsupported connections (pipes etc.) to the tank which might cause the tank to be under stress.
- No vibrating connections should be used.



### Foundation

- A level, smooth and robust base for the tank is required.
- In case of beam support, beams should be no further than 5 centimetres apart.
- There should be no overhang of the tank walls over the foundation/base.

### Important

- This warranty is limited to the following roto moulded LLDPE tanks:
  - Vertical: 1000lt, 1500lt, 2000lt, 2400lt, 2700lt, 4750lt, 5250lt, 5500lt, 10 000lt, 15 000lt, 20 000lt
  - Slimline: 750lt, 1000lt Standard and SuperSlim, 2500lt MultiSlim
  - Low profile: 5000lt, 10 000lt
  - Horizontal: 240lt, 500lt, 600lt, 750lt, 900lt, 1000lt, 1500lt, 2500lt, 4500lt, 5000lt, 5500lt
  - Silo: 200lt, 300lt, 1200lt, 3000lt, 5000lt, 17 000lt
  - Septic & Conservancy: 1250lt, 1500lt, 1750lt, 2000lt, 2500lt, 6000lt
- Liability in terms of this warranty shall be limited to replacement or repair of the tank. Liability for all and any other losses and/or subsequent damages suffered are expressly excluded.
- All claims for replacement tanks or damages must be submitted during and up to the expiry date of the warranty period. Proof of date of purchase is required (refer to our website for claim form).
- JoJo does not accept responsibility for installation or structural costs in case of repairs or replacements.
- This is the exclusive warranty given by us and no other warranty or guarantees, express or implied shall be of any force or effect.



Note: replacement filter cartridges are available for each of our filters except for the Inline Filter, as the entire unit is the filter and needs to be discarded after use and replaced with a new one.



## RECOMMENDED INSTALLERS

JoJo has a list of recommended installers available on our website for those who would prefer to leave the installation to the professionals.

We carefully screened them to ensure they have the right equipment and experience to satisfactorily serve our customers. They were also required to take a range of courses to ensure that they meet our uncompromising criteria.

Kindly contact any of them in your area to recommend and quote an installation that will suit your specific requirements.

### Contact us

### Phone

### Email

#### National Support

+27(0) 861JOJOSA

#### Groblersdal

+27(0) 13 262 7900

[sales@jojo.co.za](mailto:sales@jojo.co.za)

#### Shared Service Centre

+27(0) 11 695 8300

[productinfo@jojo.co.za](mailto:productinfo@jojo.co.za)

#### Camperdown

+27(0) 31 785 2962

[cam@jojo.co.za](mailto:cam@jojo.co.za)

#### East London

+27(0) 43 745 0028

[ecadmin@jojo.co.za](mailto:ecadmin@jojo.co.za)

#### Glencoe

+27(0) 34 393 2807

[glenadmin@jojo.co.za](mailto:glenadmin@jojo.co.za)

#### Bloemfontein

+27(0) 51 434 1421

[ncsales@jojo.co.za](mailto:ncsales@jojo.co.za)

#### Pretoria

+27(0) 12 527 2600

[ptasales@jojo.co.za](mailto:ptasales@jojo.co.za)

#### Uitenhage

+27(0) 41 922 4248

[usales@jojo.co.za](mailto:usales@jojo.co.za)

#### Worcester

+27(0) 23 347 6533

[worsales2@jojo.co.za](mailto:worsales2@jojo.co.za)