














Product Catalogue

January 2026

JoJo quality commitment

We invest in designs, technologies and capabilities that uphold our purpose.

JoJo's popular water tanks comply with the national tank standard for water tanks, SANS 1731:2017 at all eight of our operations, and come with a 40-year-plus track record and 10-year warranty. Each JoJo tank is a quality, long-term investment designed to serve a purpose and add value.

-  UV-stabilised outer layer withstands the harsh African climate
-  Black inner layer prevents algae growth
-  BPA-free, food-grade layer prevents leaching of harmful chemicals and protects the quality of the water stored
-  No vertical joints or weak points in the layers for added strength
-  Greater thickness at the bottom of the tank provides the required strength to withstand the pressure from the liquid stored
-  Closely spaced ribs at the bottom of the tank provides added strength
-  Lids are secured with spring-loaded e-clips as an additional safety measure in the event that the tank overflows
-  Tanks are supplied with high-quality, practical fittings designed for use with our accessory range, to extend the versatility and allow for easy DIY installations
-  Tanks can be manufactured in a range of colours to suit various preferences and unique aesthetic requirements
-  Our colour pigments have the best weather -and light fastness properties for extended outdoor use without fading
-  Iconic contemporary design with unique sharp lines and finishes



Water tank colour range



Product warranties, lead times and availability

Colour Range

Water Tanks






Chemical Tanks



* Actual colours may vary
** Available at a 10% premium

Our products can be made in any of the above colours subject to practical terms and conditions.

Stock & Non-Stock Items

-  This icon indicates that a product is carried in stock with a **7 calendar day lead time**, subject to delivery constraints.
-  This icon indicates a product that is non-stock ie. made to order and has a **14 calendar day lead time**, subject to delivery constraints.
-  This icon indicates that a product can only be ordered as a special order, and **availability/lead time will then have to be confirmed with the relevant branch**.

Product Warranties

Quality is of utmost importance to us, that is why each of our products comes with a quality warranty. The various warranty periods can be identified by the following badges:



Contact Us

National Support
Shared Service Centre
Groblersdal
Pretoria
Camperdown
East London
Glencoe
Bloemfontein
Uitenhage
Worcester

Phone

+27 (0) 861JOJOSA
+27 (0) 11 695 8300
+27 (0) 13 262 7900
+27 (0) 12 527 2600
+27 (0) 31 785 2962
+27 (0) 43 745 0028
+27 (0) 34 393 2807
+27 (0) 51 434 1398
+27 (0) 41 922 4248
+27 (0) 23 347 6533

Email

productinfo@jojo.co.za
sales@jojo.co.za
aden@jojo.co.za
ronelle@jojo.co.za
vathiswaj@jojo.co.za
delmarieh@jojo.co.za
melanie@jojo.co.za
dianab@jojo.co.za
karien@jojo.co.za

Vertical & Slimline Water Storage Tanks



TANK	SG	DIAMETER	HEIGHT	LID	CODE	AVAILABILITY	WARRANTY
260L	SG 1	670mm	940mm	480mm	260LT	S Stock	3-year
500L	SG 1	840mm	1 080mm	480mm	500	S Stock	3-year
500L Backwash	SG 1	840mm	1 080mm	480mm	500BW	NS Non-Stock	3-year
750L Slimline™	SG 1	760mm	1 850mm	480mm	SLMB	S Stock	10-year
1 000L	SG 1	1 110mm	1 300mm	480mm	1000	S Stock	10-year
1 000L Slimline™	SG 1	840mm	2 060mm	480mm	1000SLMB	S Stock	10-year
1 000L SuperSlim	SG 1	400mm (width) 2 020mm (length)	1 800mm	250mm Screw x 2	1000SSLM	NS Non-Stock	10-year
1 500L MultiSlim	SG 1	760mm (width) 1 620mm (length)	1 890mm	450mm Screw x 2	1500MSS	NS Non-Stock	10-year
1 500L	SG 1	1 410mm	1 200mm	480mm	1500	S Stock	10-year
1 800L	SG 1	1 200mm	1 780mm	480mm	1800	S Stock	10-year
2 000L	SG 1	1 420mm	1 450mm	480mm	2000	S Stock	10-year
2 400L	SG 1	1 420mm	1 700mm	480mm	2400	S Stock	10-year
2 700L	SG 1	1 420mm	1 860mm	480mm	2700	S Stock	10-year
2 500L MultiSlim	SG 1	760mm (width) 2 500mm (length)	1 960mm	450mm Screw x 2	2500MSS	NS Non-Stock	10-year
4 750L	SG 1	1 820mm	2 060mm	480mm	4750	S Stock	10-year
5 250L	SG 1	1 820mm	2 255mm	480mm	5250	S Stock	10-year
5 500L	SG 1	1 900mm	2 240mm	480mm	5500	SO Special Order	10-year
10 000L	SG 1	2 200mm	3 150mm	480mm	10000WA	S Stock	10-year
15 000L * **	SG 1	2 600mm	3 260mm	480mm	15000	NS Non-Stock	10-year
20 000L * **	SG 1	2 600mm	4 270mm	450mm Screw	20000	NS Non-Stock	10-year

Ideal to use for the harvesting of rain and greywater, or as a backup system during water shortages. These tanks require proper installation on a base or tank stand and need to remain stationary once full.

* Transport costs apply ** 50% Deposit required to confirm order

Standard Colours




Vertical Tanks

Slimline Tanks

JoJo Pump Solutions



BOOSTER PUMP	TOILET	IRRIGATION SYSTEM	TAP	MAX HEAD	MAX FLOW
0.37kW Basic Booster Pump	1	1	1	30m (3Bar)	23L/min

BOOSTER PUMP	BATHROOMS	IRRIGATION SYSTEM			WASHING MACHINE	DISHWASHER	MAX HEAD	MAX FLOW
		IMPACT or POP UP or MISTING						
0.37kW	1	1	2	10	Yes	Yes	38m (3.8Bar)	34L/min
0.55kW	2	3-4	4-6	30	Yes	Yes	26m (2.6Bar)	100L/min
0.6kW	1	2	3	30	Yes	Yes	36m (3.6Bar)	40L/min
0.75kW	3	4	8	35	Yes	Yes	32m (3.2Bar)	100L/min
1.1kW	4	6	10	45	Yes	Yes	44m (4.4Bar)	120L/min
0.75kW VSD	2	2	5	20	Yes	Yes	45m (4.5Bar)	66L/min
0.75kW HVSD	3	3	6	30	Yes	Yes	53m (5.3Bar)	75L/min
1.5kW HVSD	4	4	8	35	Yes	Yes	56m (5.6Bar)	150L/min
SMART2-32	1	1	2	10	Yes	Yes	32m (3.2Bar)	75L/min
SMART2-42	2	2	4	20	Yes	Yes	42m (4.2Bar)	75L/min
SMART3-45	3	3	6	30	Yes	Yes	45m (4.5Bar)	91L/min
SMART6-45	8	8	16	50	Yes	Yes	45m (4.5Bar)	233L/min

Booster Pump to Tank Connector Kit (TCK01)



- Easy to use
- DIY-friendly
- All accessories included
- Great quality
- Suitable for use with our 0.37, 0.55, 0.6 and 0.75kW Booster Pumps

40mm Booster Pump to Tank Connector Kit



JoJo Booster Pump Flow Controller (PUMFLOWC)



- Suited for use with JoJo's:
- 0.37kW Booster Pump
 - 0.55, 0.75 & 1.1kW Centrifugal Pumps
 - 0.6kW Self-priming Jet Pump

JoJo Pump Solutions



JoJo Booster Pump PC Board (PUMPPCB)

S



Suited for use with JoJo's:

- ✔ 0.37kW Booster Pump
- ✔ 0.55, 0.75 & 1.1kW Centrifugal Pumps
- ✔ 0.6kW Self-priming Jet Pump

0.55kW Centrifugal Pump (PUMPC0.55)

S

1-year Warranty



- ✔ Best efficiency pressure range 1.6 to 2.3 bar
- ✔ Best efficiency flow range 30 to 80lt/min

0.75kW VSD Booster Pump (PUMPVSD0.75)

S

1-year Warranty



- ✔ Best efficiency pressure range 2 to 3.5 bar
- ✔ Best efficiency flow range 13 to 40lt/min

0.37kW Basic Booster Pump & Connector Kit (PUMPBC)

S

1-year Warranty



- ✔ Best efficiency pressure range 1 to 2.3 bar
- ✔ Best efficiency flow range 5 to 15lt/min

0.6kW Centrifugal Jet Pump (PUMPC0.6)

S

1-year Warranty



- ✔ Best efficiency pressure range 2 to 3 bar
- ✔ Best efficiency flow range 10 to 30lt/min

0.75kW Stainless Steel HVSD Booster Pump (PUMPHMS0.75)

NS

1-year Warranty



- ✔ Best efficiency pressure range 2 to 4 bar
- ✔ Best efficiency flow range 28 to 56lt/min

0.37kW Booster Pump (PUMB)

S

1-year Warranty



- ✔ Best efficiency pressure range 1 to 2.4 bar
- ✔ Best efficiency flow range 10 to 20lt/min

0.75kW Centrifugal Pump (PUMPC0.75)

S

1-year Warranty



- ✔ Best efficiency pressure range 1.9 to 2.8 bar
- ✔ Best efficiency flow range 40 to 80lt/min

1.1kW Centrifugal Pump (PUMPC1.1)

S

1-year Warranty



- ✔ Best efficiency pressure range 2.7 to 3.5 bar
- ✔ Best efficiency flow range 40 to 90lt/min

1.2kW VSD Booster Pump (PUMPVSD1.2)

NS

1-year Warranty



Coming
soon!

- ✔ Best efficiency pressure range 2.5 to 5.5 bar
- ✔ Best efficiency flow range 63 to 116lt/min

0.55kW 3" SDM Borehole Pump Kit (PUMPKITBH0.55)

NS

1-year Warranty



- ✔ Best efficiency head range 46 to 84 bar
- ✔ Best efficiency flow range 20 to 40lt/min

0.55kW Smart Series Pump (PUMPSMART0.55)

NS

1-year Warranty



- ✔ Best efficiency pressure range 1.5 to 3.4 bar
- ✔ Best efficiency flow range 25 to 58lt/min

1.5kW Stainless Steel HVSD Booster Pump (PUMPHMS1.5)

NS

1-year Warranty



- ✔ Best efficiency pressure range 2 to 4.5 bar
- ✔ Best efficiency flow range 51 to 120lt/min

0.75kW 3" SDM Borehole Pump Kit (PUMPKITBH0.75)

NS

1-year Warranty



- ✔ Best efficiency head range 59 to 107 bar
- ✔ Best efficiency flow range 20 to 40lt/min

0.75kW Smart Series Pump (PUMPSMART0.75)

NS

1-year Warranty



- ✔ Best efficiency pressure range 2 to 3.4 bar
- ✔ Best efficiency flow range 39 to 67lt/min

0.37kW 3" SDM Borehole Pump Kit (PUMPKITBH0.37)

NS

1-year Warranty



- ✔ Best efficiency head range 33 to 60 bar
- ✔ Best efficiency flow range 20 to 40lt/min

0.37kW Smart Series Pump (PUMPSMART0.37)

NS

1-year Warranty



- ✔ Best efficiency pressure range 1 to 2.2 bar
- ✔ Best efficiency flow range 25 to 58lt/min

1.1kW Smart Series Pump (PUMPSMART1.1)

NS

1-year Warranty



- ✔ Best efficiency pressure range 2 to 3.5 bar
- ✔ Best efficiency flow range 67 to 150lt/min

JoJo Pump Solutions



PROTECT YOUR PUMP

JoJo Pump Cover
(PUM)



JoJo Medium Pump Cover
(PUMM)



NS 3-year Warranty



- ✔ Extends the lifespan of your Booster Pump
- ✔ Reduces noise
- ✔ UV-resistant
- ✔ Corrosion-resistant
- ✔ Made with the best quality LLDPE
- ✔ Medium Pump Cover's extra height accommodates larger pumps or setups

JoJo Tank Accessories



TANK TO TANK CONNECTOR KITS

JoJo Tank to Tank Elbow Kit
(TTK01)



Elbow Kit: For the first tank in your setup. Start your installation with a durable ball valve and elbow connection.

JoJo Tank to Tank T-Piece Kit
(TTK02)



T-Piece Kit: For adding extra tanks in series. Seamlessly link additional tanks to expand your storage capacity.

JoJo Tank to Tank Extension Kit
(TTK03)




Extension Kit: Ideal for setups that require connecting tanks over longer distances or around obstacles.

Coming soon!

1.2m x 50mm PVC Pipe:
(TTK04)

S



PVC Pipe: Supplied in the same distinctive dark grey as our kits for a premium, uniform look.

JoJo Tank Accessories



Remote Tank Pump Controller
(REMOTETPC) & (REMOTETPCS)

S 1-year Warranty



Available for both electric and solar pumps.

- ✔ Wireless range of 4km line of sight
- ✔ Solar powered transmitter with lithium battery backup
- ✔ Tank water level displayed on the receiver
- ✔ Starts/stops the pump at different levels
- ✔ Additional safety parameters such as dry run and forced shutdown can be set
- ✔ Suited for use with booster pumps, borehole pumps and solenoid valves.

Conveniently monitor and control the water levels for remote tank installations with our Remote Tank Pump Controller. Supplied all-inclusive, this device consists of a solar-powered transmitter with water sensors that is installed on your tank, and an LED receiver that is connected to your pump to start and stop it at different levels.

Important: This device is suited for direct connection to 220V AC pumps of up to 3kW or connection to a 220/440V contactor for unlimited kW.

JoJo Monitor Tank Level
(IOTLEVEL)

S 2-year Warranty



- ✔ **Bluetooth Connectivity:** Ideal for initial setup, testing, and real-time monitoring.
- ✔ **Sigfox Integration:** Enables remote monitoring, allowing you to track current and historical data, set alerts, and analyse water storage or consumption over specific periods.
- ✔ **Wide Measuring Range:** Accurately measures water levels ranging from 150mm to 5,000mm.
- ✔ **Reliable:** Engineered for consistent performance.
- ✔ **Convenient:** Pairs with our intuitive, user-friendly mobile app for an optimal water monitoring experience.

JoJo Monitor Water Meter
(IOTMETER)

S 1-year Warranty



- ✔ **Bluetooth Connectivity:** Ideal for initial setup, testing, and real-time monitoring.
- ✔ **Sigfox Integration:** Enables remote monitoring, allowing you to track current and historical data, detect possible leaks and abnormal water flow, set alerts, and analyse water usage and flow rates over specific periods.
- ✔ **Wide Measuring Range:** Accurately measures water levels ranging from 150mm to 5,000mm.
- ✔ **Reliable:** Engineered for consistent performance.
- ✔ **Convenient:** Pairs with our intuitive, user-friendly mobile app for an optimal water monitoring experience.



IoT Device Lithium Batteries (IOTBATTERIES)

- ✔ High and stable operating voltage
- ✔ Low self-discharge
- ✔ Compliant with IEC 86-4 safety standard

Now Available on our Online Store

JoJo Tank Accessories



JoJo Mechanical Tank Level Indicator (MTANKLEVEL)

S

- Supplied in Kit Form: Simplifies installation for your convenience.
- Wide Measuring Range: Accurately measures water levels up to 2,300mm, suitable for JoJo Slimline and vertical tanks up to 5,500 liters.
- Reliable: Simple yet effective design ensures dependable performance.
- Convenient: Easily see how much water is in your tank at a glance.
- Locally Manufactured: Designed to meet local needs and conditions.

DIY

Connected to your tank's overflow, this all-inclusive Mechanical Tank Level Indicator uses a reliable float ball system to monitor tank levels up to 2.3 meters. With all installation materials included, monitoring your tank's water level has never been easier!




DIY Slimline Tank Stand (DIYSTANDSLIM)

NS

- All-inclusive: Comes with everything you need for hassle-free installation.
- Durable Build: Made from galvanized steel to ensure lasting stability and strength.
- Time-saving: Skip the wait for concrete plinths to cure and set up your tank instantly.
- Versatile: Perfect for rental properties or when your client's needs change.
- Adjustable Feet: Designed for uneven surfaces to keep the tank secure and level.

DIY

Specifically designed for our 750L and 1000L Slimline Tanks, this stand offers a durable, easy-to-install, and moveable solution to make your installations more time and labour efficient.



20- and 40mm Water Tank Fill Valves

S (20MMFILLVALVE)

NS (40MMFILLVALVE)

- Adjustable to levels ranging from 50mm to 2.5m
- Ideal for municipal and pump fed backup water storage tanks
- Reduces pump run time and start/stop operations
- Pressure range: 1 to 10 Bar

Allows for variable minimum and maximum water levels, a smart, efficient way to keep your water levels steady, protect your pump, and save on electricity. Designed for convenience and built to last, it's the upgrade your water system needs.

DIY

Low Profile Storage Tanks

Low Profile tanks are ideal for use when larger volumes of storage are required but height limitations are a factor.

Availability

Water Tank Colours



Chemical Tank Colours



TANK	TYPE	SG	DIAMETER	HEIGHT	LID	CODE	AVAIL- ABILITY	WARRANTY
5 000L	Water	SG 1	2 230mm	1 560mm	480mm	5000LPW	NS	10-year
	Chemical Medium	SG.1.4	2 230mm	1 560mm	450mm Screw	5000LPM	Non-Stock	
	Chemical Heavy	SG.1.6	2 230mm	1 560mm	450mm Screw	5000LPH	Non-Stock	
10 000L *	Water	SG 1	2 420mm	2 550mm	480mm	10000LPW	NS	10-year
	Chemical Medium	SG.1.4	2 420mm	2 550mm	450mm Screw	10000LPM	Non-Stock	
	Chemical Heavy	SG.1.6	2 420mm	2 550mm	450mm Screw	10000LPH	Non-Stock	

Underground Water Storage Tank



TANK	TYPE	SG	DIAMETER	LENGTH	HEIGHT	LID	CODE	AVAILABILITY	WARRANTY
6 000L	Water	SG 1	1 950mm	3 330mm	2 080mm	410mm	6000WU	NS Non-Stock	10-year

Other Water Storage Products



70L Water on Wheels WOWG

Height: 380 mm
Width: 570mm
Length: 790 mm

2 x Thumb Plugs Included
Note: wheelbarrow not included.

NS 3-year Warranty



100L Water on Wheels WOWG

Height: 480 mm
Width: 570 mm
Length: 790mm

Supplied with 250mm Screw Lid and a 20mm plastic tap.
Note: wheelbarrow not included.

NS 3-year Warranty



Communal Water Station 5 250L | WS5000LT 10 000L | WS10000LT

Includes a water tank, a 1.5m high-grade steel stand, all metal pipes and fittings, a convenient quick coupler system and six taps for easy access to the stored water.

NS 10-year Warranty



* Transport costs apply

JoJo Filtration Range



FILTERS



Filter Bottle
○ JJ-BOTTLE-W-1-Z
● JJ-BOTTLE-B-1-Z
Height: 235 mm
Diameter: 70 mm
S 1-year Warranty



Countertop Filter
JJ-CT-PPD2
Height: 320 mm
Width: 140 mm
Length: 220 mm
S 3-year Warranty



Undersink Filter
JJ-US-PPD2
Height: 305 mm
Width: 110 mm
Length: 225 mm
S 3-year Warranty



Inline Filter
JJ-RV01DR
Height: 270 mm
(excl. clip-on hose connection)
Diameter: 55 mm
S



Scale & Corrosion Inhibitor
JJ-SI01
Height: 276 mm
Width: 133 mm
Length: 138 mm
S 1-year Warranty



Whole-house 1-Stage Filter Casing
JJ-WH20-1STAGE
Height: 670 mm
Width: 210 mm
Length: 380 mm
S 1-year Warranty



Whole-house 2-Stage Filter Casing
JJ-WH20-2STAGE
Height: 670 mm
Width: 210 mm
Length: 380 mm
S 1-year Warranty

What makes our filters different?

Our unique Disruptor™ 5293 PAC-S Technology uses:

✓
Electroadsorption to trap and remove viruses, bacteria and various other contaminants

✓
Anti-microbial silver to disinfect

✓
Powdered Activated Carbon to reduce odours and improve the taste



REMOVES
Bacteria



REMOVES
Viruses



REMOVES
Parasites



REMOVES
Sediment



REMOVES
Medication




REMOVES
Chlorine

JoJo Filtration Range



REFILL CARTRIDGES



Filter Bottle Cartridge
○ JJ-FILTER-W-1-Z
● JJ-FILTER-B-1-Z
Height: 65 mm
Diameter: 30 mm
S



Filter Bottle Cartridge - Multipack
JJ-FILTER-MP20-A
Height: 65 mm
Width: 170 mm
Length: 205 mm
S



Disruptor Cartridge
JJ-DRC
Height: 262mm
Diameter: 65 mm
Suitable for use with the Countertop and Undersink Filter
S



PP Sediment Cartridge
JJ-PPRC5M
Height: 262mm
Diameter: 65 mm
Suitable for use with the Countertop and Undersink Filter
S



Scale & Corrosion Inhibitor Replacement Crystals
JJ-SI01-R
Height: 520mm
Width: 50mm
Length: 160 mm
S



20 Inch 1 Micron PP Sediment Cartridge
JJ-WHPP20-1
Height: 507 mm
Diameter: 112 mm
Suitable for use with the Whole-house Filter Casing
S



20 Inch 5 Micron PP Sediment Cartridge
JJ-WHPP20
Height: 507 mm
Diameter: 112 mm
Suitable for use with the Whole-house Filter Casing
S













20 Inch PP Activated Carbon Cartridge
JJ-WHPPAC20
Height: 507 mm
Diameter: 112 mm
Suitable for use with the Whole-house Filter Casing
S



20 Inch Scale Disruptor Cartridge
JJ-WHDR20
Height: 507 mm
Diameter: 112 mm
Suitable for use with the Whole-house Filter Casing
S

Vertical Chemical Storage Tanks



TANK	TYPE	SG	DIAMETER	HEIGHT	LID	CODE	AVAIL- ABILITY	WARRANTY
260L	Chemical Medium	SG.1.4	670mm	960mm	450mm Screw	260M	 Stock	3-year
	Chemical Heavy	SG.1.6	670mm	960mm	450mm Screw	260H		
500L	Chemical Medium	SG.1.4	840mm	1 080mm	450mm Screw	500M	 Stock	3-year
	Chemical Heavy	SG.1.6	840mm	1 080mm	450mm Screw	500H		
1 000L	Chemical Medium	SG.1.4	1 110mm	1 300mm	450mm Screw	1000M	 Stock	10-year
	Chemical Heavy	SG.1.6	1 110mm	1 300mm	450mm Screw	1000H		
1 500L	Chemical Medium	SG.1.4	1 410mm	1 200mm	450mm Screw	1500M	 Stock	10-year
	Chemical Heavy	SG.1.6	1 410mm	1 200mm	450mm Screw	1500H		
2 700L	Chemical Medium	SG.1.4	1 420mm	1 860mm	450mm Screw	2700M	 Stock	10-year
	Chemical Heavy	SG.1.6	1 420mm	1 860mm	450mm Screw	2700H		
5 250L	Chemical Medium	SG.1.4	1 820mm	2 255mm	450mm Screw	5250M	 Stock	10-year
	Chemical Heavy	SG.1.6	1 820mm	2 255mm	450mm Screw	5250H		
5 500L	Chemical Medium	SG.1.4	1 900mm	2 240mm	450mm Screw	5500M	 Special Order	10-year
	Chemical Heavy	SG.1.6	1 900mm	2 240mm	450mm Screw	5500H		
10 000L	Chemical Medium	SG.1.4	2 200mm	3 150mm	450mm Screw	10000M	 Stock	10-year
	Chemical Heavy	SG.1.6	2 200mm	3 150mm	450mm Screw	10000H		
15 000L * **	Chemical Medium	SG.1.4	2 600mm	3 260mm	450mm Screw	15000M	 Non-Stock	10-year
	Chemical Heavy	SG.1.6	2 600mm	3 260mm	450mm Screw	15000H		
20 000L * **	Chemical Medium	SG.1.4	2 600mm	4 270mm	450mm Screw	20000M	 Non-Stock	10-year
	Chemical Heavy	SG.1.6	2 600mm	4 270mm	450mm Screw	20000H		

Note: JoJo Tanks are specifically designed for different purposes.
Contact us for recommendations and guidelines for your specialised chemical grading requirements.

Availability

Standard Colours

Alternative Colours

* Transport costs apply
** 50% Deposit required to confirm order

Horizontal Storage Tanks

Horizontal tanks are available in water, chemical medium and heavy formats in the following colours as Non-Stock items.

10
YEAR
WARRANTY

Availability

Water Tank Colours

Chemical Tank Colours

TANK	TYPE	SC	HEIGHT	LENGTH	WIDTH	LID	CODE	
240L	Medium*	SG 1.4	650mm	1 080mm	560mm	125mm Planter	240HORM	
	Heavy	SG 1.6	650mm	1 080mm	560mm	125mm Planter	240HORH	
500L	Medium*	SG 1.4	830mm	1 290mm	785mm	125mm Planter	500HORM	
	Heavy	SG 1.6	830mm	1 290mm	785mm	125mm Planter	500HORH	
600L	Medium*	SG 1.4	675mm	1 430mm	955mm	125mm Planter	600HORM	
	Heavy	SG 1.6	675mm	1 430mm	955mm	125mm Planter	600HORHD	
750L	Medium*	SG 1.4	715mm	1 520mm	955mm	125mm Planter	750HORM	
	Heavy	SG 1.6	715mm	1 520mm	955mm	125mm Planter	750HORH	
900L	Medium*	SG 1.4	925mm	1 495mm	1 000mm	125mm Planter	900HORM	
	Heavy	SG 1.6	925mm	1 495mm	1 000mm	125mm Planter	900HORH	
1 000L	Medium*	SG 1.4	1 030mm	1 645mm	990mm	125mm Planter	1000HORM	
	Heavy	SG 1.6	1 030mm	1 645mm	990mm	125mm Planter	1000HORH	
1 500L	Medium*	SG 1.4	1 395mm	1 900mm	1 100mm	450mm Screw	1500HORM	
	Heavy	SG 1.6	1 395mm	1 900mm	1 100mm	450mm Screw	1500HORHD	
2 500L **	Water	SG 1	1 210mm	2 180mm	1 540mm	450mm Screw	2500HORW	
	Medium*	SG 1.4	1 210mm	2 180mm	1 540mm	450mm Screw	2500HORM	
	Heavy	SG 1.6	1 210mm	2 180mm	1 540mm	450mm Screw	2500HORHD	
4 500L	Water	SG 1	1 430mm	2 320mm	2 070mm	450mm Screw	4500HORW	
	Medium*	SG 1.4	1 430mm	2 320mm	2 070mm	450mm Screw	4500HORM	
	Heavy	SG 1.6	1 430mm	2 320mm	2 070mm	450mm Screw	4500HORH	
5 000L Croco- dile **	Water	SG 1	1 530mm	2 600mm	2 060mm	450mm Screw	5000HORW	
	Medium*	SG 1.4	1 530mm	2 600mm	2 060mm	450mm Screw	5000HORM	
	Heavy	SG 1.6	1 530mm	2 600mm	2 060mm	450mm Screw	5000HORH	
5 500L	Water	SG 1	1 505mm	2 545mm	2 090mm	450mm Screw	5500HORW	
	Medium*	SG 1.4	1 505mm	2 545mm	2 090mm	450mm Screw	5500HORM	
	Heavy	SG 1.6	1 505mm	2 545mm	2 090mm	450mm Screw	5500HORH	

* If intended usage is for diesel/paraffin storage, ensure that the tank is fitted with a diesel seal - identified by its yellow nut.
** While the capacity remains the same, tank moulds differ slightly in the Western Cape and Eastern Cape for these units.

Agricultural Products

Silo tanks are available in chemical medium and heavy formats as Non-Stock items in natural white.



Availability

Standard Colours



Alternative Colours



SILO TANKS	TYPE	SG	DIAMETER	HEIGHT	LID	CODE
200L	Medium	SG 1.4	550mm Bottom 135mm	1 165mm	n/a	BABY (S)
300L	Medium	SG 1.4	670mm Bottom 130mm	1 175mm	n/a	BABY
1 200L	Medium	SG 1.4	1 110mm Bottom 300mm	1 900mm	450 Screw	1200SM
3 000L	Medium	SG 1.4	1 560mm Bottom 290mm	2 260mm	450 Screw	3000SM
5 000L	Medium	SG 1.4	1 800mm Bottom 340mm	2 810mm	450 Screw	5000SM
17 000L * **	Medium	SG 1.4	2 600mm Bottom 340mm	4 430mm	450 Screw	17000SM



17 000L Silo in Blue Tint

SILO STANDS	DIAMETER	HEIGHT	FINISHES	CODE	AVAILABILITY
1 200L	1 100mm	1 800mm	Red Oxide	S/1200 SILO	NS Non-Stock
3 000L	1 540mm	2 060mm	Red Oxide	S/3000 SILO	NS Non-Stock
5 000L	1 800mm	2 060mm	Red Oxide	S/5000 SILO	NS Non-Stock
17 000L * **	2 600mm	2 060mm	Red Oxide	S/17000 SILO	NS Non-Stock



17 000L Grain Silo in Natural White

GRAIN SILOS	DIAMETER	HEIGHT	MANHOLE	CODE	AVAILABILITY
5 000L	1 800mm (tank only)	5 000mm (total height)	450mm	5000GS	NS Non-Stock
17 000L * **	2 600mm (tank only)	6 250mm (total height)	450mm	17000GS	NS Non-Stock

Our Grain Silo Storage Tanks are supplied complete with the following:

- Medium duty (SG 1.4) Silo Tank
- A high-grade steel stand
- Convenient ladder for easy access (with swing arm and back rest)
- 160mm sluice
- A silo bucket that holds approximately 20kg of mealies

* Transport costs apply

** 50% Deposit required to confirm order



160L Sheep Trough (1DT)

Height: 505 mm
Width: 430 mm
Length: 2 110 mm
Float Valve included



250L Cattle Trough (250LTB)

Height: 490 mm
Width: 830 mm
Length: 1 290 mm
Float Valve included & Outlet fitted with a Thumb End Plug



500L Cattle Trough (500LTB)

Height: 560 mm
Width: 950 mm
Length: 1 700 mm
Float Valve included & Outlet fitted with a Thumb End Plug



6L Animal Feeder (PERDE)

Height: 190 mm
Width: 440 mm
Length: 580 mm



Haysaver (HS)

Height: 790 mm
Width: 705 mm



Fish Breeding Tank (VISDAM)

Litre: 710
Height: 770 mm
Diameter: 1 064 mm



Owl House (OWL)

Height: 425 mm (base to top of gable)
Width: 455 mm
Length: 545 mm



Dustbin on Wheels (ASBLIKBL)

Litre: 240L
Height: 1 080 mm
Width: 580 mm
Length: 715 mm



Agricultural Products



Industrial Dustbin
(ASBLIK)
Litre: 240L
Height: 1170mm
Diameter: 630 mm



Screw-on-Lid Drums
50L | (50LT)
90L | (90LT)
210L | (210LT)



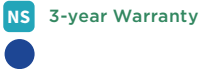
Clip-on-Lid Drums
100L | (100LTC)
210L | (210LTC)



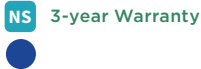
Storage Drum
260L | (260S)



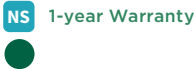
Raft Float - Nose Cone
(FLOATN)
Diameter: 535 mm
Length: 1110 mm (longest side)



Raft Float - Middle Cone
(FLOAT)
Diameter: 530 mm
Length: 1180 mm



Wheelbarrow Liner
(WA)
Height: 250 mm (highest side)
Height: 170 mm (lowest side)
Length: 790 mm



Buoy
(BOEIE)
Diameter: 300 mm
Length: 950 mm



Garden and Home Products



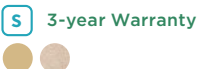
20L Beverage Tank
(BLWINE)
Height: 380 mm
Diameter: 290 mm



500L Backwash Tank
(500BW)
Height: 1 080 mm
Diameter: 840 mm
Includes fittings and accessories required for use



Small Dog Kennel
(KENS)
Height: 505 mm (door 290 mm)
Width: 482 mm (door 210 mm)
Length: 575 mm



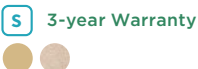
Medium Dog Kennel
(KENM)
Height: 785 mm (door 480 mm)
Width: 710 mm (door 360 mm)
Length: 860 mm



Extra Large Dog Kennel
(KENEX)
Height: 1110 mm (door 700 mm)
Width: 950 mm (door 500 mm)
Length: 1 320 mm



Extra Large Dog Kennel (Igloo)
(HONDEX)
Height: 1 030 mm (door 875 mm)
Diameter: 1 390 mm



20L Savings Tank
(SPAAR)
Height: 350 mm
Diameter: 296 mm



Mini Savings Tank
(MTC)
Height: 230 mm
Diameter: 200 mm



Mini Slimline Tank
(MINIS)
Height: 330 mm
Diameter: 140 mm



Sanitation Products

10
YEAR
WARRANTY



TANK	TYPE	SUITABLE	DIAMETER	LENGTH	HEIGHT	LID	CODE	AVAILABILITY
1 250L	Septic Conservancy	2-4 People	1 550mm 1 550mm	n/a	1 190mm 1 190mm	290mm 290mm	1250SEP 1250SEPH	 Stock
1 500L	Septic Conservancy	2-6 People	1 550mm 1 550mm	n/a	1 280mm 1 280mm	290mm 290mm	1500SEP 1500SEPH	 Stock
1 750L	Septic Conservancy	4-6 People	1 550mm 1 550mm	n/a	1 390mm 1 390mm	290mm 290mm	1750SEP 1750SEPH	 Stock
2 000L	Septic Conservancy	4-7 People	1 550mm 1 550mm	n/a	1 500mm 1 500mm	290mm 290mm	2000SEP 2000SEPH	 Stock
2 500L	Septic Conservancy	4-9 People	1 550mm 1 550mm	n/a	1 710mm 1 710mm	290mm 290mm	2500SEP 2500SEPH	 Stock
6 000L	Septic Conservancy	20-25 People	1 950mm 1 950mm	3 330mm 3 330mm	2 080mm 2 080mm	410mm 410mm	6000 6000SHD	 Stock

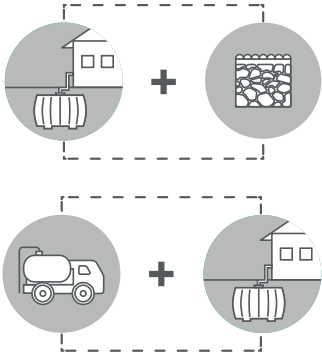
What is the difference between Septic & Conservancy Tanks?

Septic Tank

A septic tank is used for the **disposal of sewerage only**. It brings about the digestion of organic matter and **discharges the black water into a French drain** to soak away into the ground over time. It requires minimum maintenance, as each component has a specific function and is designed accordingly.

Conservancy Tank

As it is **chemical-resistant**, a conservancy tank is **used for the disposal of both black and grey water**. It serves as temporary storage only, **requiring the waste to be pumped out whenever the tank is full**. This is done by licensed hauling companies who dispose of the waste accordingly.



Note: JoJo manufactures its septic and conservancy tanks from recycled plastic in order to reduce destructive waste output. They are therefore not suitable for the storage of water for potable purposes.



1 250L to 2 500L Septic/Conservancy Tanks



6 000L Septic/Conservancy Tank

Pit Toilets & Pedestals

Pit toilets and pedestals are used in areas without regular sewerage removal and limited access to water. This typically includes informal settlements, farms and environmentally sensitive locations.



Pit Pedestal Omega 1PIT

Height: 455 mm
Width: 500 mm
Length: 540 mm

Seat included

 1-year Warranty



Pit Pedestal VIP 200 2PIT

Height: 510 mm
Width: 340 mm
Length: 460mm

Seat not included, available separately at [R102.00](#)

 1-year Warranty



Pit Pedestal VIP 450 3PIT

Height: 485 mm
Width: 430 mm
Length: 540 mm

Seat not included, available separately at [R102.00](#)

 1-year Warranty



Pit Toilet & Pedestal (Complete) 1TOI

Total Height: 2 120 mm
Total Width: 1 110 mm
Total Length: 1 340 mm

Complete with 1 x Toilet Hut, 1 x Pit Pedestal Omega & Seat.

 As per individual products



Chemical Mobile Toilets & Pedestals

Mobile or Chemical Toilets are ideal for building and construction sites, or any event where a temporary toilet solution is required.



Chemical Toilet Drum with Clip-on-Lid CHEM

Height: 445mm
Diameter: 536 mm

 1-year Warranty



Chemical Toilet Drum with Clip-on-Seat CHEM(S)

Height: 495 mm
Diameter: 536 mm

 1-year Warranty



Chemical Mobile Toilet (Complete) CHEMCPL

Total Height: 2 120 mm
Total Width: 1 110 mm
Total Length: 1 340 mm

Complete with 1 x Toilet Hut, 1 x Chemical Toilet Drum with Clip-on-Lid & 1 x Chemical Toilet Drum with Clip-on-Seat.

 As per individual products



Toilet Hut 2TOI

Total Height: 2 120 mm
Total Width: 1 110 mm
Total Length: 1 340 mm

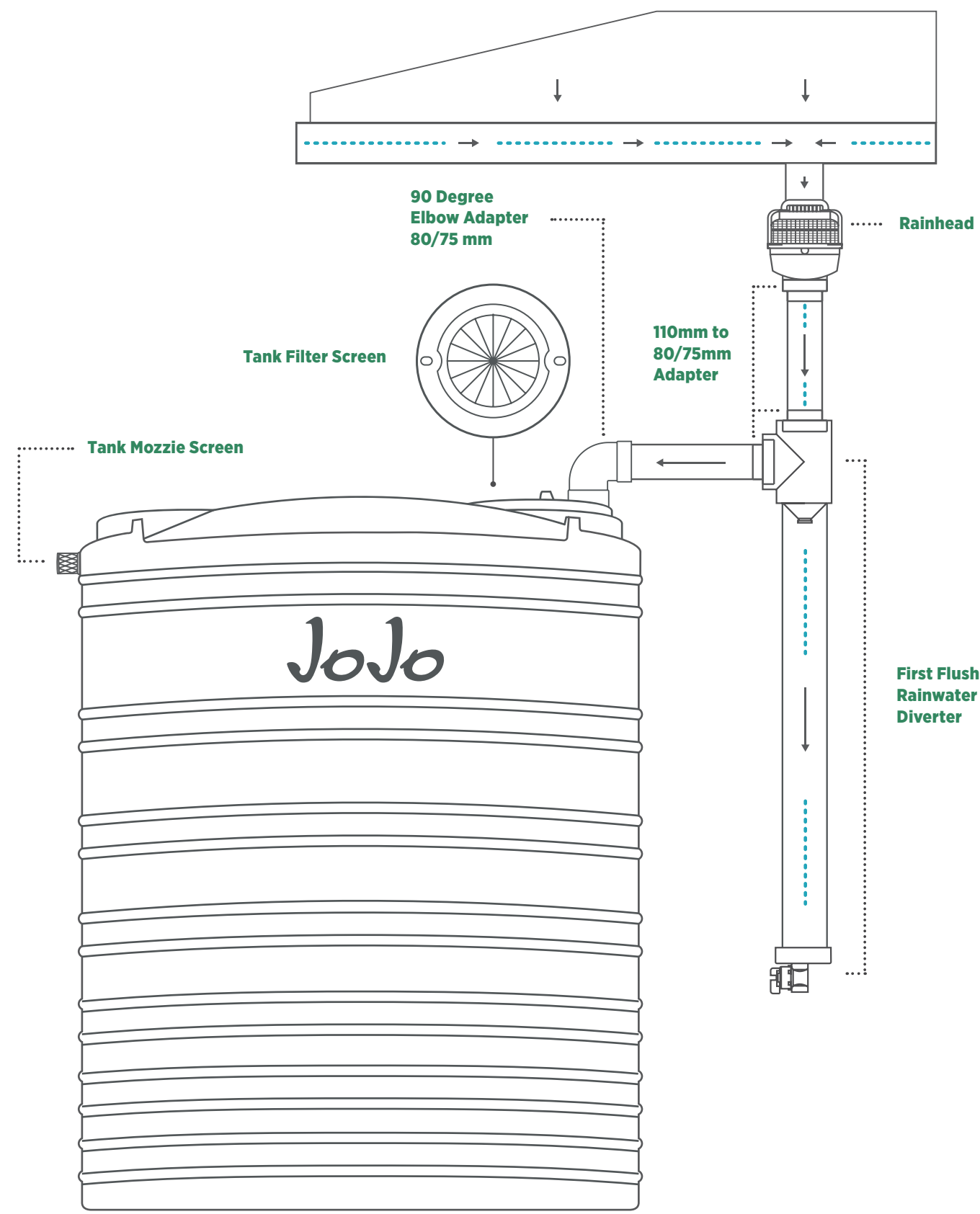
Supplied without a hole in the hut floor.









 3-year Warranty



Rainwater Harvesting Accessories


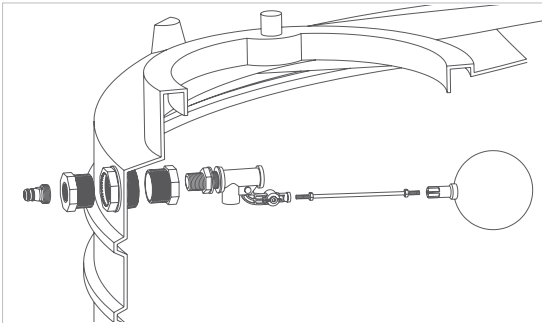
Specifically designed for South African conditions, our range is versatile, simple to install and ideal for any setup.




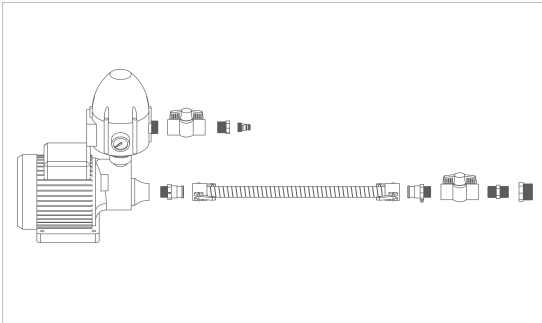
ACCESSORY	TYPE	APPLICATION	CODE	AVAILABILITY
	Rainhead	Directs leaves and debris away from the flow of water when harvesting rainwater.	RAINHEAD	S Stock
	First Flush Rainwater Diverter	Flushes away the initial, most contaminated flow of rainwater and directs clean water to your tank.	FIRSTFLUSH	S Stock
	110mm to 80/75mm Adapter Min. Order Qty is 12	Acts as an adapter to connect 80mm or 75mm pipes to a JoJo rainhead or first flush rainwater diverter.	RWHADAPTER	S Stock
	90 Degree Elbow Adapter 80/75mm Min. Order Qty is 8	Allows you to connect a 80 or 75mm pipe and can also act as an adapter between the two sizes.	90ELBOW80/75	S Stock
	480mm Water Tank Filter Screen	A stainless steel filter screen fitted beneath your 480mm water tank lid, this filter screen keeps out small debris and insects.	L480FS	S Stock
	480mm Plastic Filter Screen	A plastic filter screen that is fitted beneath your 480mm water tank lid to keep out debris. Note: the debris needs to be removed frequently.	L480.LT	NS Stock
	450mm Water Tank Filter Screen	Fitted beneath your 450mm water tank lid, this filter screen keeps out small debris and insects.	L450.S	S Non-Stock
	Tank Mozzie Screen Min. Order Qty is 12	A 40mm Tank Mozzie Screen that is fitted to your overflow or inlet to mosquito-proof your JoJo water tank.	MOZ	S Stock

JoJo Accessories













KITS	TYPE	CODE	APPLICATION
	Water Tank Float Valve Kit	FLOATKIT	

This kit allows for effortless filling of a JoJo water tank with an automatic shut-off.





	Pump to Tank Connector Kit	TCK01	
---	----------------------------	-------	---


An all-inclusive kit permitting seamless connection from tank to pump. Suitable for use with our 0.37 and 0.75 kw booster pumps.

WATER LEVEL MONITORS	TYPE	APPLICATION	CODE	AVAILABILITY
	JoJo Monitor Tank Level	The IoT Tank Level device measures the water level via a sensor and sends the data to the JoJo Monitor app on your mobile device.	IOTLEVEL	 Stock
	Remote Tank Pump Controller	The Remote Tank Pump Controller monitors and controls the water levels for remote tank installations.	REMOTETPC	 Stock
	Tank Level Gauge	A manual gauge that lets you monitor water tank levels at any time.	GAU	 Stock

LIDS	TYPE	CODE
	480mm Clip-on-Lid	L480.1
	480mm Clip-on-Lid E-clips Note: packaged fitting Min. Order Qty is 22.	ECL Packaging excluded L480.2 Packaging included
	450mm Screw-on-Lid (Complete)	L450.C
	125mm Planter Lid	L125.1

REDUCERS	TYPE	CODE
	40/20mm Male/Female Reducer Note: packaged fitting Min. Order Qty is 10.	RD40.20 Packaging excluded SR40.20 Packaging included
	50/40mm Full Thread Male/Female Reducer Note: packaged fitting Min. Order Qty is 9.	RD50.40 Packaging excluded SR50.40 Packaging included

TAPS	TYPE	CODE
	Plastic Tommy Tap (20mm)	PKT
	Brass Slimline Tap (20mm)	KBBT
	Solid Brass Lockable Tap (20mm)	KRb
	Nickel Plated Lockable Tap (20mm)	KSS



THUMBPLUGS	TYPE	CODE
	40mm Thumb End Plug	Z014.4

JoJo Accessories



CONNECTORS	TYPE	CODE
	Male Tank Connectors 15mm 25mm 40mm 50mm	TC015.1 TC025.0 STC040.1 STC050.0
	Male/Female Tank Connectors 40/25mm 50/40mm	TC040.7 STC050.0
	Male/Female Tank Connector Long Series 50/40mm	TC050.LN
	Male/Female Tank Connector with Elbow Long Series 50/40mm	TC050.EL/T
	Male Tank Connector 75mm	TC075.0
	Male Tank Connector Long Series 75mm	TC075.LN
	Diesel/Paraffin Tank Connectors 40mm 50mm 75mm	TC040.D TC050.D TC075.D

FITTINGS	TYPE	CODE
	15mm Female Water Tank Fitting	TC015.5
	20mm Female Water Tank Fitting Note: packaged fitting Min. Order Qty is 11.	WF20 Packaging excluded STC20 Packaging included
	20mm Female Water Fitting 2-Way	TCO25.B
	40mm Female Water Fitting Note: packaged fitting Min. Order Qty is 8.	WF40 Packaging excluded STC040.8.3 Packaging included

VERTICAL WATER TANK STANDS		CODE
	5000L 1.5m 3m 4.5m 6m 9m	S/1.5 5000 S3/5000 S4.5/5000 S6/5000 S9/5000
		NS 10-year Warranty
	10 000L 1.5m 3m 4.5m 6m 9m	S/1.5 10000 S3/10000 S4.5/10000 S6/10000 S9/10000
		NS 10-year Warranty